

SHEET INDEX	
NUMBER	DRAWING TITLE
DA-00	Cover Sheet
DA-01	Site Plan
DA-02	Overall Basement Level
DA-03	Overall Level 1
DA-04	Overall Level 2
DA-05	Overall Level 3
DA-06	Overall Level 4
DA-07	Overall Level 5
DA-08	Overall Level 6
DA-09	Elevations
DA-10	Elevations
DA-11	Sections
DA-12	Sections
DA-13	11.5m Building Height
DA-14	Open Space
DA-15	Streetscapes
DA-16	Streetscape Section
DA-17	3D Locality Plan
DA-18	Shadow Diagrams - Summer
DA-19	Shadow Diagrams - Winter



RFI Drawing Disclaimer

"Original design documentation and design intent were prepared by Crea8ive Design.

Use and amendment of the original drawings has been authorised by the Client under licence/deed from Crea8ive Design. JGI Studio has been engaged solely to amend and update the drawings in relation to the Development Application RFI response. Any amendments or additional information prepared by JGI Studio are limited to the RFI response only and are based on information provided by others.

JGI does not accept responsibility for the original design, documentation, or information prepared by others."

DA ISSUE

DATE	DESCRIPTION	REV
08.06.26	Concil RFI	L4
01.06.26	Concil RFI	L3
21.05.26	Concil RFI	L2
21.05.26	Concil RFI	L
17.10.25	Traffic RFI	K
02.10.25	Traffic RFI	J
16.07.25	Further Adjustments	I


NOTES
 NOT FOR CONSTRUCTION PURPOSES UNLESS STAMPED FOR CONSTRUCTION. VERIFY DIMENSIONS AND LEVELS ON SITE BEFORE SETTING OUT. USE WRITTEN DIMENSIONS ONLY. DO NOT SCALE. REFER TO FIGURED DIMENSIONS IN MM UNLESS STATED OTHERWISE. DOCUMENTATION TO BE READ IN CONJUNCTION WITH CONSULTANT DRAWINGS, SPECIFICATIONS & OTHER DRAWINGS. MAY NOT BE USED OR COPIED WITH OUT EXPRESS PERMISSION.

THIS DRAWING IS AN UNCONTROLLED COPY, UNLESS NOTED OTHERWISE

JGI
 studio

JGI STUDIO PTY LTD
 P.O. BOX 3166
 info@jgistudio.com.au
 ABN : 1665 0463 442
 WWW.JGISTUDIO.COM.AU

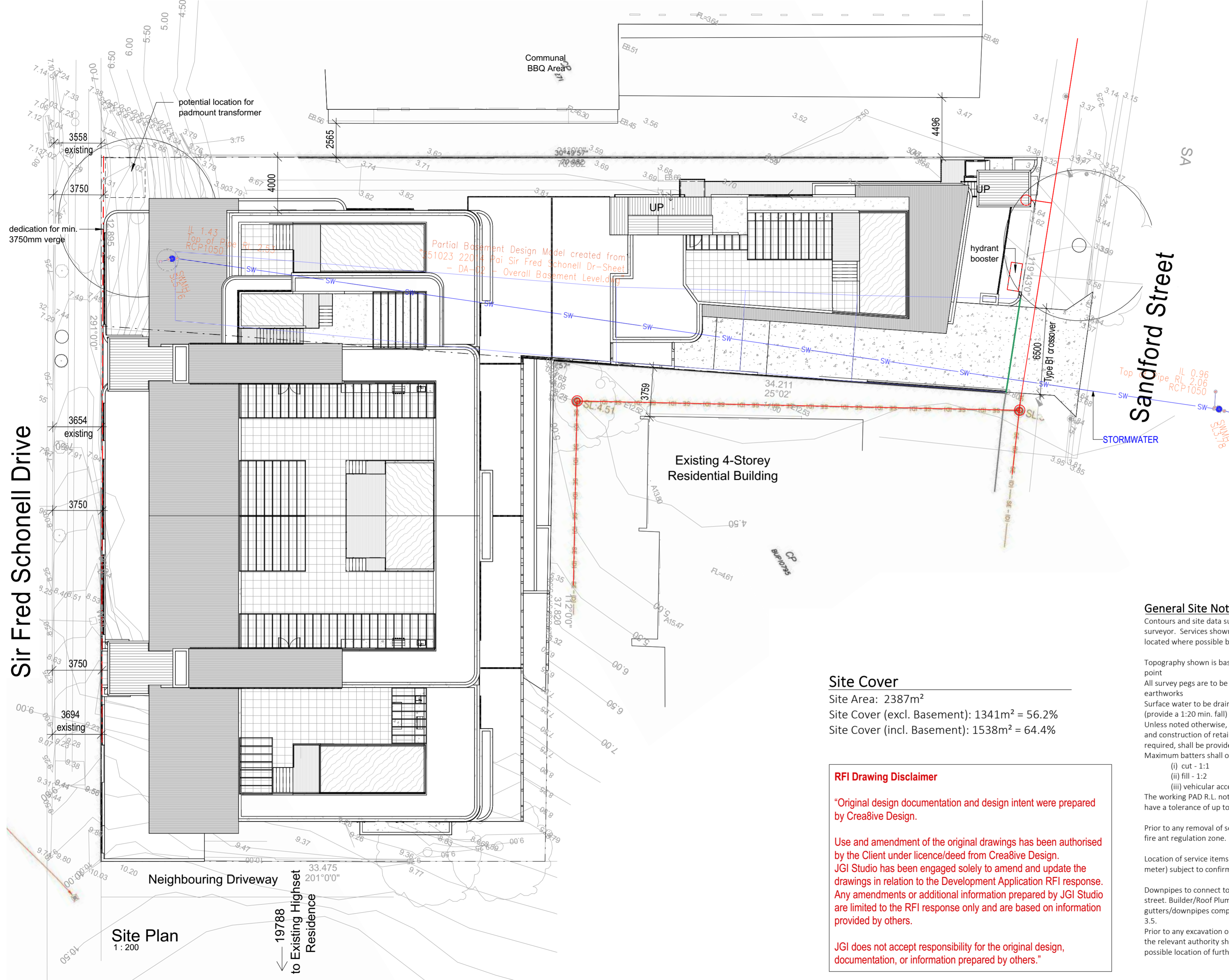
PROJECT
 65 Sandford Street & 50 Sir Fred
 Schonell Drive ST LUCIA QLD 4067



DRAWING TITLE
Cover Sheet

SCALE AT A2 DRAWN CHECKED APPROVED

JOB NO. DRAWING NUMBER ISSUE
 0129DC **DA-00** **L4**



Building and Design Notes

Building regulatory legislation as per the Queensland 'Building Act 1975'.
 Structural sufficiency, safety, health and amenity shall be achieved in accordance with the National Construction Code (NCC) and relevant Australian Standards (AS).
 All building works to comply with local authorities erosion and sediment control standards.
 Timber framing shall be designed and constructed in accordance with AS1684.2 and AS1684.4 - Non-Cyclonic Areas and AS1684.3 Cyclonic Areas.
 Masonry construction to comply with NCC Vol.2 Part 3.3 and AS3700.
 External walls to achieve R2.0, roofs to achieve R2.5.
 Roof and wall cladding to comply with NCC Vol.2 Part 3.5.
 Gutters and downpipes to comply with NCC Vol.2 Part 3.5.
 All downpipe locations, underground services (stormwater, etc.) to be located before construction commences.
 Fire safety in accordance with NCC Vol.2 Part 3.7.
 Position of smoke alarms within units to comply with NCC Vol.2 Part 3.7.2.
 Fire fighting equipment, smoke hazard management, lift installations (where applicable) and emergency signage in common areas to comply with NCC Vol.1 Part E.
 Provision of fire protection to penetrations for services to comply with NCC Vol.1 Part C3.12 to C3.16.
 Provision of fire extinguishers to comply with the requirements of AS 2444.
 Wet areas to comply with NCC Vol.2 Part 3.8.1 and AS 3730.
 Toilet and bathroom doors to comply with NCC Vol.1 Part F2.5.
 Door to sanitariums compartments on the ground floor to be readily openable from the outside.
 Shower screens to be installed in accordance with AS2047 and AS1288.
 Internal stair construction and balustrades in accordance with NCC Vol.2 Part 3.9.
 Exits and stairs in common areas to be constructed in accordance with NCC Vol.1 Part D2.
 Door handles to required exits to be lever action complying with the requirements of NCC Vol.1 Part D2.21.
 Energy efficiency in accordance with NCC Vol.2 Part 3.12, NCC Vol.1 Section J, and external consultants report where applicable.
 Light and ventilation in accordance with NCC Vol.1 Part F4 plus relevant AS.
 Glazing to be in accordance with AS1288 and AS2047 and NCC Vol. 2 Part 3.6.
 Sound insulation in accordance with NCC Vol.2 Part 3.8.6 and external consultant where applicable.
 External ground levels adjacent to building shall be in accordance with NCC Vol.2 Part 3.1.2.3.
 Sewer work to be carried out in accordance with local authorities requirements.
 Builder to provide final clearance certificate From local authority.

General Site Notes

Contours and site data supplied by a licenced surveyor. Services shown hereon have been located where possible by survey.
 Topography shown is based on an assumed datum point
 All survey pegs are to be located prior to earthworks
 Surface water to be drained away from dwelling (provide a 1:20 min. fall)
 Unless noted otherwise, removal of existing trees and construction of retaining walls, where required, shall be provided by the owner
 Maximum batters shall occur as follows:-
 (i) cut - 1:1
 (ii) fill - 1:2
 (iii) vehicular access - 1:4
 The working PAD R.L. noted on the site plan shall have a tolerance of up to +/- 100mm
 Prior to any removal of soil on site, builder to check fire ant regulation zone.
 Location of service items (eg, meter box, gas meter) subject to confirmation of site service pits.
 Downpipes to connect to stormwater lines or to street. Builder/Roof Plumber is ensure that all gutters/downpipes comply with NCC Vol. 1 Part 3.5.
 Prior to any excavation or construction on the site, the relevant authority should be contacted for possible location of further underground services.

Site Cover
 Site Area: 2387m²
 Site Cover (excl. Basement): 1341m² = 56.2%
 Site Cover (incl. Basement): 1538m² = 64.4%

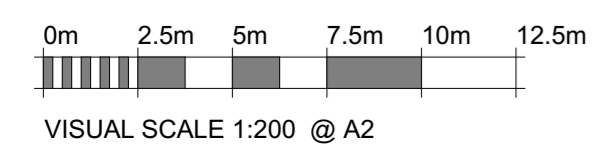
RFI Drawing Disclaimer

"Original design documentation and design intent were prepared by Crea8ive Design.

Use and amendment of the original drawings has been authorised by the Client under licence/deed from Crea8ive Design. JGI Studio has been engaged solely to amend and update the drawings in relation to the Development Application RFI response. Any amendments or additional information prepared by JGI Studio are limited to the RFI response only and are based on information provided by others.

JGI does not accept responsibility for the original design, documentation, or information prepared by others."

DA ISSUE



DATE	DESCRIPTION	REV
01.06.26	Concil RFI	L3
21.05.26	Concil RFI	L2
21.05.26	Concil RFI	L
17.10.25	Traffic RFI	K
02.10.25	Traffic RFI	J
16.07.25	Further Adjustments	I
21.05.25	RFI Updates	H

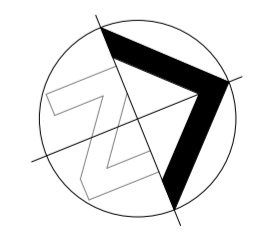

NOTES
 NOT FOR CONSTRUCTION PURPOSES UNLESS STAMPED FOR CONSTRUCTION. VERIFY DIMENSIONS AND LEVELS ON SITE BEFORE SETTING OUT. USE WRITTEN DIMENSIONS ONLY. DO NOT SCALE. REFER TO FIGURED DIMENSIONS IN MM UNLESS STATED OTHERWISE. DOCUMENTATION TO BE READ IN CONJUNCTION WITH CONSULTANT DRAWINGS, SPECIFICATIONS & OTHER DRAWINGS. MAY NOT BE USED OR COPIED WITH OUT EXPRESS PERMISSION.
 THIS DRAWING IS AN UNCONTROLLED COPY, UNLESS NOTED OTHERWISE



PROJECT
 65 Sandford Street & 50 Sir Fred Schonell Drive ST LUCIA QLD 4067

DRAWING TITLE
Site Plan
 SCALE AT A2
 1:200
 JOB NO.
 0129DC

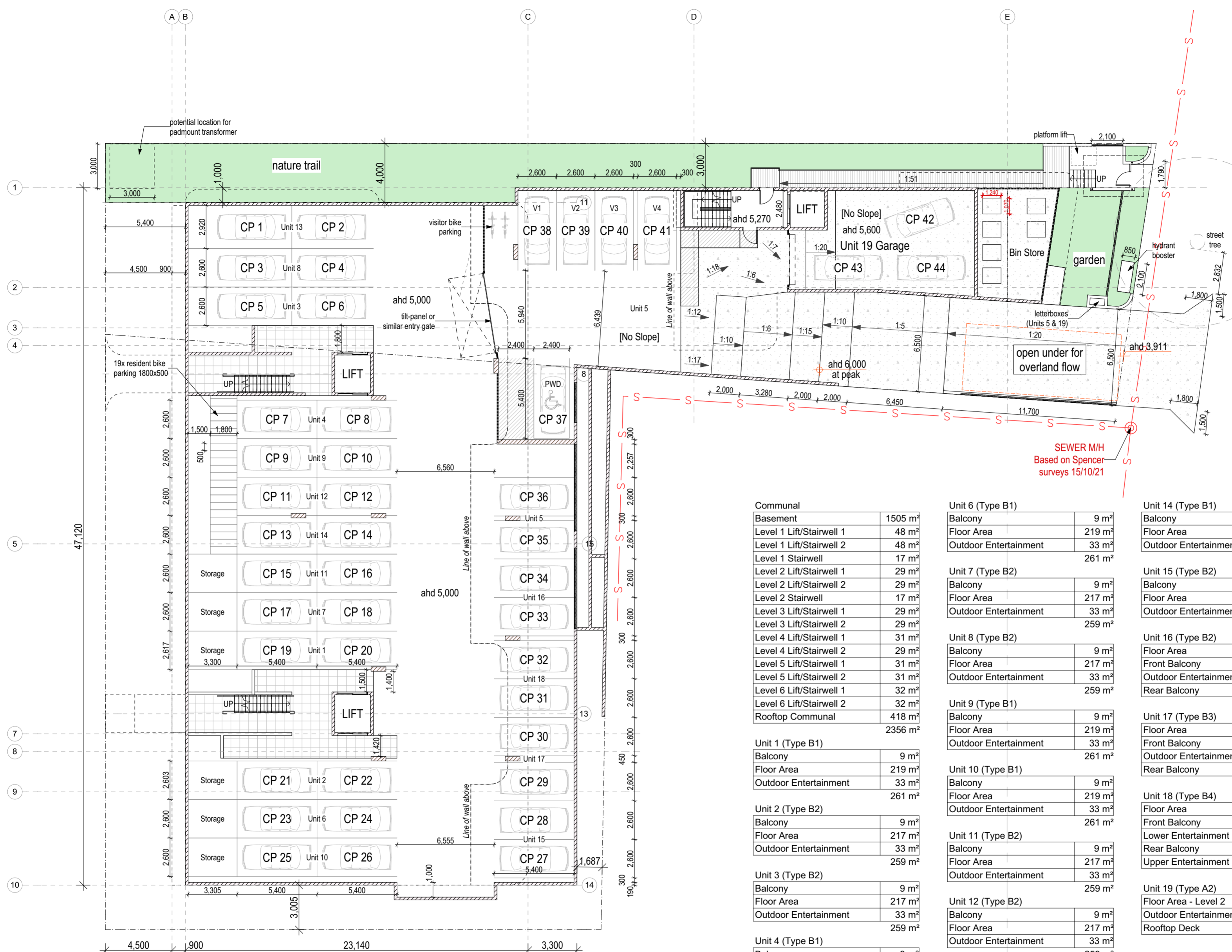
DRAWN
 CHECKED
 APPROVED
 DRAWING NUMBER
DA-01
 ISSUE
L3





1100L Bulk Bin
1240mm length x
1070mm width x
1330mm height

Total No. of Units: 19
Carparking: 44 total 2 per unit (Units 1-18) 3 per unit (Unit 19) 5 visitor 1 PWD
Bike Store: 21 (1 per unit; 2 visitor)
Refuse: 3300L general waste (3x 1100L) 3300L recycling (3x 1100L)



Basement
1:200

Area	Description	Area (m²)		
Communal	Basement	1505 m²		
	Level 1 Lift/Stairwell 1	48 m²		
	Level 1 Lift/Stairwell 2	48 m²		
	Level 1 Stairwell	17 m²		
	Level 2 Lift/Stairwell 1	29 m²		
	Level 2 Lift/Stairwell 2	29 m²		
	Level 3 Lift/Stairwell 1	29 m²		
	Level 3 Lift/Stairwell 2	29 m²		
	Level 4 Lift/Stairwell 1	31 m²		
	Level 4 Lift/Stairwell 2	29 m²		
Unit 1 (Type B1)	Balcony	9 m²		
	Floor Area	219 m²		
	Outdoor Entertainment	33 m²		
		261 m²		
	Unit 2 (Type B2)	Balcony	9 m²	
		Floor Area	217 m²	
		Outdoor Entertainment	33 m²	
			259 m²	
		Unit 3 (Type B2)	Balcony	9 m²
			Floor Area	217 m²
Outdoor Entertainment			33 m²	
			259 m²	
Unit 4 (Type B1)			Balcony	9 m²
			Floor Area	219 m²
	Outdoor Entertainment		33 m²	
			261 m²	
	Unit 5 (Type A1)		Floor Area	178 m²
			Outdoor Entertainment	26 m²
			204 m²	
		Unit 6 (Type B1)	Balcony	9 m²
			Floor Area	219 m²
			Outdoor Entertainment	33 m²
			261 m²	
Unit 7 (Type B2)			Balcony	9 m²
			Floor Area	217 m²
			Outdoor Entertainment	33 m²
			259 m²	
	Unit 8 (Type B2)		Balcony	9 m²
			Floor Area	217 m²
		Outdoor Entertainment	33 m²	
			259 m²	
		Unit 9 (Type B1)	Balcony	9 m²
			Floor Area	219 m²
Outdoor Entertainment			33 m²	
			261 m²	
Unit 10 (Type B1)			Balcony	9 m²
			Floor Area	219 m²
	Outdoor Entertainment		33 m²	
			261 m²	
	Unit 11 (Type B2)		Balcony	9 m²
			Floor Area	217 m²
		Outdoor Entertainment	33 m²	
			259 m²	
		Unit 12 (Type B2)	Balcony	9 m²
			Floor Area	217 m²
Outdoor Entertainment			33 m²	
			259 m²	
Unit 13 (Type B1)			Balcony	9 m²
			Floor Area	219 m²
	Outdoor Entertainment		33 m²	
			261 m²	
	Unit 14 (Type B1)		Balcony	9 m²
			Floor Area	219 m²
		Outdoor Entertainment	33 m²	
			261 m²	
		Unit 15 (Type B2)	Balcony	9 m²
			Floor Area	217 m²
Outdoor Entertainment			30 m²	
			256 m²	
Unit 16 (Type B2)			Floor Area	242 m²
			Front Balcony	9 m²
	Outdoor Entertainment		190 m²	
	Rear Balcony		23 m²	
			465 m²	
	Unit 17 (Type B3)		Floor Area	236 m²
		Front Balcony	15 m²	
		Outdoor Entertainment	184 m²	
		Rear Balcony	23 m²	
			458 m²	
Unit 18 (Type B4)		Floor Area	236 m²	
		Front Balcony	15 m²	
		Lower Entertainment	86 m²	
		Rear Balcony	23 m²	
		Upper Entertainment	76 m²	
		437 m²		
	Unit 19 (Type A2)	Floor Area - Level 2	190 m²	
		Outdoor Entertainment	26 m²	
		Rooftop Deck	195 m²	
			410 m²	

SEWER M/H
Based on Spencer surveys 15/10/21

RFI Drawing Disclaimer

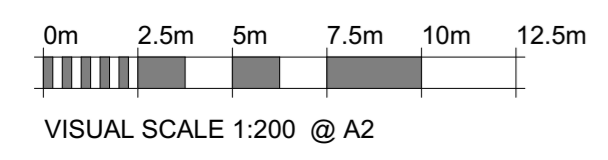
"Original design documentation and design intent were prepared by Crea8ive Design.

Use and amendment of the original drawings has been authorised by the Client under licence/deed from Crea8ive Design. JGI Studio has been engaged solely to amend and update the drawings in relation to the Development Application RFI response. Any amendments or additional information prepared by JGI Studio are limited to the RFI response only and are based on information provided by others.

JGI does not accept responsibility for the original design, documentation, or information prepared by others."

Unless otherwise noted, all wall dimensions are to frame only. All floor to ceiling dimensions are from structural elements (i.e. top of slab to underside of bearers; top of joists to underside roof beam/truss).

DA ISSUE



DATE	DESCRIPTION	REV
08.06.26	Concil RFI	L4
01.06.26	Concil RFI	L3
21.05.26	Concil RFI	L2
21.05.26	Concil RFI	L
17.10.25	Traffic RFI	K
02.10.25	Traffic RFI	J
16.07.25	Further Adjustments	I

NOTES

NOT FOR CONSTRUCTION PURPOSES UNLESS STAMPED. FOR CONSTRUCTION, VERIFY DIMENSIONS AND LEVELS ON SITE BEFORE SETTING OUT. USE WRITTEN DIMENSIONS ONLY. DO NOT SCALE. REFER TO FIGURED DIMENSIONS IN MM UNLESS STATED OTHERWISE. DOCUMENTATION TO BE READ IN CONJUNCTION WITH CONSULTANT DRAWINGS, SPECIFICATIONS & OTHER DRAWINGS. MAY NOT BE USED OR COPIED WITH OUT EXPRESS PERMISSION.

THIS DRAWING IS AN UNCONTROLLED COPY, UNLESS NOTED OTHERWISE




JGI STUDIO PTY LTD
P.O. BOX 3166
info@jgistudio.com.au
ABN: 1665 0463 442
WWW.JGISTUDIO.COM.AU

PROJECT
65 Sandford Street & 50 Sir Fred
Schonell Drive ST LUCIA QLD 4067

DRAWING TITLE
Overall Basement Level

SCALE AT A2	DRAWN	CHECKED	APPROVED
1:200			
JOB NO.	DRAWING NUMBER	ISSUE	
0129DC	DA-02	L4	



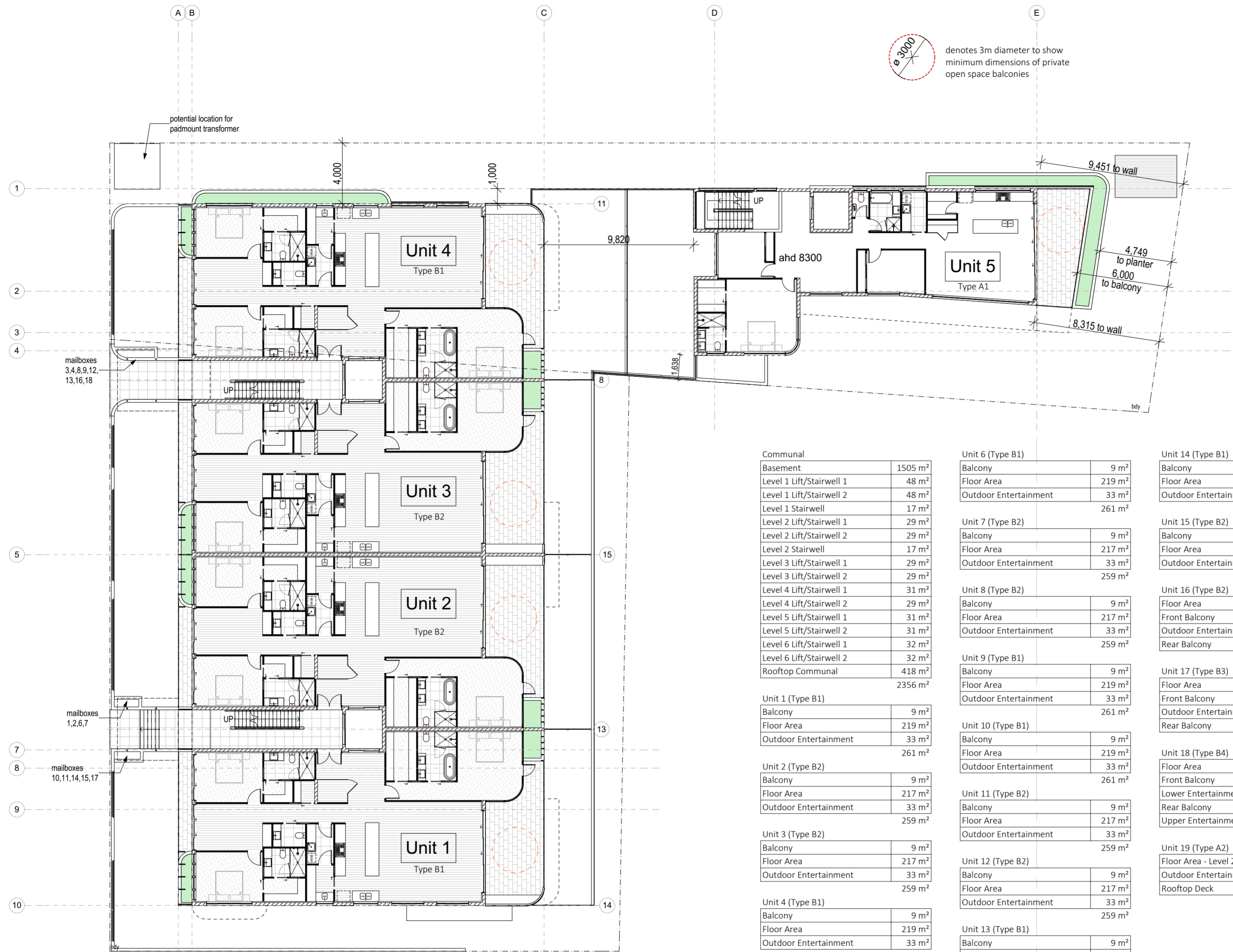
RFI Drawing Disclaimer

"Original design documentation and design intent were prepared by Crea8ive Design.

Use and amendment of the original drawings has been authorised by the Client under licence/deed from Crea8ive Design. JGI Studio has been engaged solely to amend and update the drawings in relation to the Development Application RFI response. Any amendments or additional information prepared by JGI Studio are limited to the RFI response only and are based on information provided by others.

JGI does not accept responsibility for the original design, documentation, or information prepared by others."

denotes 3m diameter to show minimum dimensions of private open space balconies

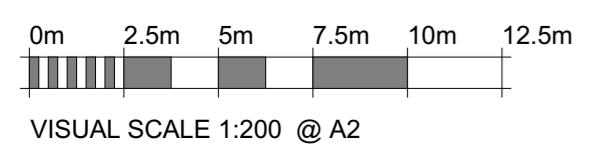


Level 1
1 : 200

Area	Category	Area (m ²)
Communal	Basement	1505 m ²
	Level 1 Lift/Stairwell 1	48 m ²
	Level 1 Lift/Stairwell 2	48 m ²
	Level 1 Stairwell	17 m ²
	Level 2 Lift/Stairwell 1	29 m ²
	Level 2 Lift/Stairwell 2	29 m ²
	Level 2 Stairwell	17 m ²
	Level 3 Lift/Stairwell 1	29 m ²
	Level 3 Lift/Stairwell 2	29 m ²
	Level 4 Lift/Stairwell 1	31 m ²
Level 4 Lift/Stairwell 2	29 m ²	
Level 5 Lift/Stairwell 1	31 m ²	
Level 5 Lift/Stairwell 2	31 m ²	
Level 6 Lift/Stairwell 1	32 m ²	
Level 6 Lift/Stairwell 2	32 m ²	
Rooftop Communal	418 m ²	
	2356 m²	
Unit 1 (Type B1)	Balcony	9 m ²
	Floor Area	219 m ²
	Outdoor Entertainment	33 m ²
	261 m²	
Unit 2 (Type B2)	Balcony	9 m ²
	Floor Area	217 m ²
	Outdoor Entertainment	33 m ²
	259 m²	
Unit 3 (Type B2)	Balcony	9 m ²
	Floor Area	217 m ²
	Outdoor Entertainment	33 m ²
	259 m²	
Unit 4 (Type B1)	Balcony	9 m ²
	Floor Area	219 m ²
	Outdoor Entertainment	33 m ²
	261 m²	
Unit 5 (Type A1)	Floor Area	178 m ²
	Outdoor Entertainment	26 m ²
		204 m²
Unit 6 (Type B1)	Balcony	9 m ²
	Floor Area	219 m ²
	Outdoor Entertainment	33 m ²
	261 m²	
Unit 7 (Type B2)	Balcony	9 m ²
	Floor Area	217 m ²
	Outdoor Entertainment	33 m ²
	259 m²	
Unit 8 (Type B2)	Balcony	9 m ²
	Floor Area	217 m ²
	Outdoor Entertainment	33 m ²
	259 m²	
Unit 9 (Type B1)	Balcony	9 m ²
	Floor Area	219 m ²
	Outdoor Entertainment	33 m ²
	261 m²	
Unit 10 (Type B1)	Balcony	9 m ²
	Floor Area	219 m ²
	Outdoor Entertainment	33 m ²
	261 m²	
Unit 11 (Type B2)	Balcony	9 m ²
	Floor Area	217 m ²
	Outdoor Entertainment	33 m ²
	259 m²	
Unit 12 (Type B2)	Balcony	9 m ²
	Floor Area	217 m ²
	Outdoor Entertainment	33 m ²
	259 m²	
Unit 13 (Type B1)	Balcony	9 m ²
	Floor Area	219 m ²
	Outdoor Entertainment	33 m ²
	261 m²	
Unit 14 (Type B1)	Balcony	9 m ²
	Floor Area	219 m ²
	Outdoor Entertainment	33 m ²
	261 m²	
Unit 15 (Type B2)	Balcony	9 m ²
	Floor Area	217 m ²
	Outdoor Entertainment	30 m ²
	256 m²	
Unit 16 (Type B2)	Floor Area	242 m ²
	Front Balcony	9 m ²
	Outdoor Entertainment	190 m ²
	465 m²	
Unit 17 (Type B3)	Floor Area	236 m ²
	Front Balcony	15 m ²
	Outdoor Entertainment	184 m ²
	458 m²	
Unit 18 (Type B4)	Floor Area	236 m ²
	Front Balcony	15 m ²
	Lower Entertainment	86 m ²
	437 m²	
Unit 19 (Type A2)	Floor Area - Level 2	190 m ²
	Outdoor Entertainment	26 m ²
	Rooftop Deck	195 m ²
	410 m²	

Unless otherwise noted, all wall dimensions are to frame only. All floor to ceiling dimensions are from structural elements (i.e. top of slab to underside of bearers; top of joists to underside roof beam/truss).

DA ISSUE



DATE	DESCRIPTION	REV
08.06.26	Concil RFI	L4
01.06.26	Concil RFI	L3
21.05.26	Concil RFI	L2
21.05.26	Concil RFI	L
17.10.25	Traffic RFI	K
02.10.25	Traffic RFI	J
16.07.25	Further Adjustments	I

NOTES
NOT FOR CONSTRUCTION PURPOSES UNLESS STAMPED FOR CONSTRUCTION. VERIFY DIMENSIONS AND LEVELS ON SITE BEFORE SETTING OUT. USE WRITTEN DIMENSIONS ONLY. DO NOT SCALE. REFER TO FIGURED DIMENSIONS IN MM UNLESS STATED OTHERWISE. DOCUMENTATION TO BE READ IN CONJUNCTION WITH CONSULTANT DRAWINGS, SPECIFICATIONS & OTHER DRAWINGS. MAY NOT BE USED OR COPIED WITH OUT EXPRESS PERMISSION.

THIS DRAWING IS AN UNCONTROLLED COPY, UNLESS NOTED OTHERWISE

JGI studio
 JGI STUDIO PTY LTD
 P.O. BOX 3166
 info@jgistudio.com.au
 ABN : 1665 0463 442
 WWW.JGISTUDIO.COM.AU

PROJECT
 65 Sandford Street & 50 Sir Fred
 Schonell Drive ST LUCIA QLD 4067

BCC DS
 RECEIVED
 12/06/2026
 APPLICATION REF
 A00662427

DRAWING TITLE
Overall Level 1

SCALE AT A2
1:200

JOB NO.
0129DC

DRAWN
DA-03

CHECKED

APPROVED

DRAWING NUMBER
DA-03

ISSUE
L4

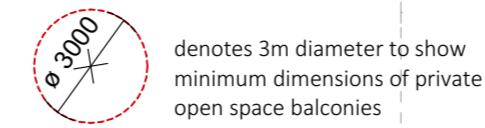


RFI Drawing Disclaimer

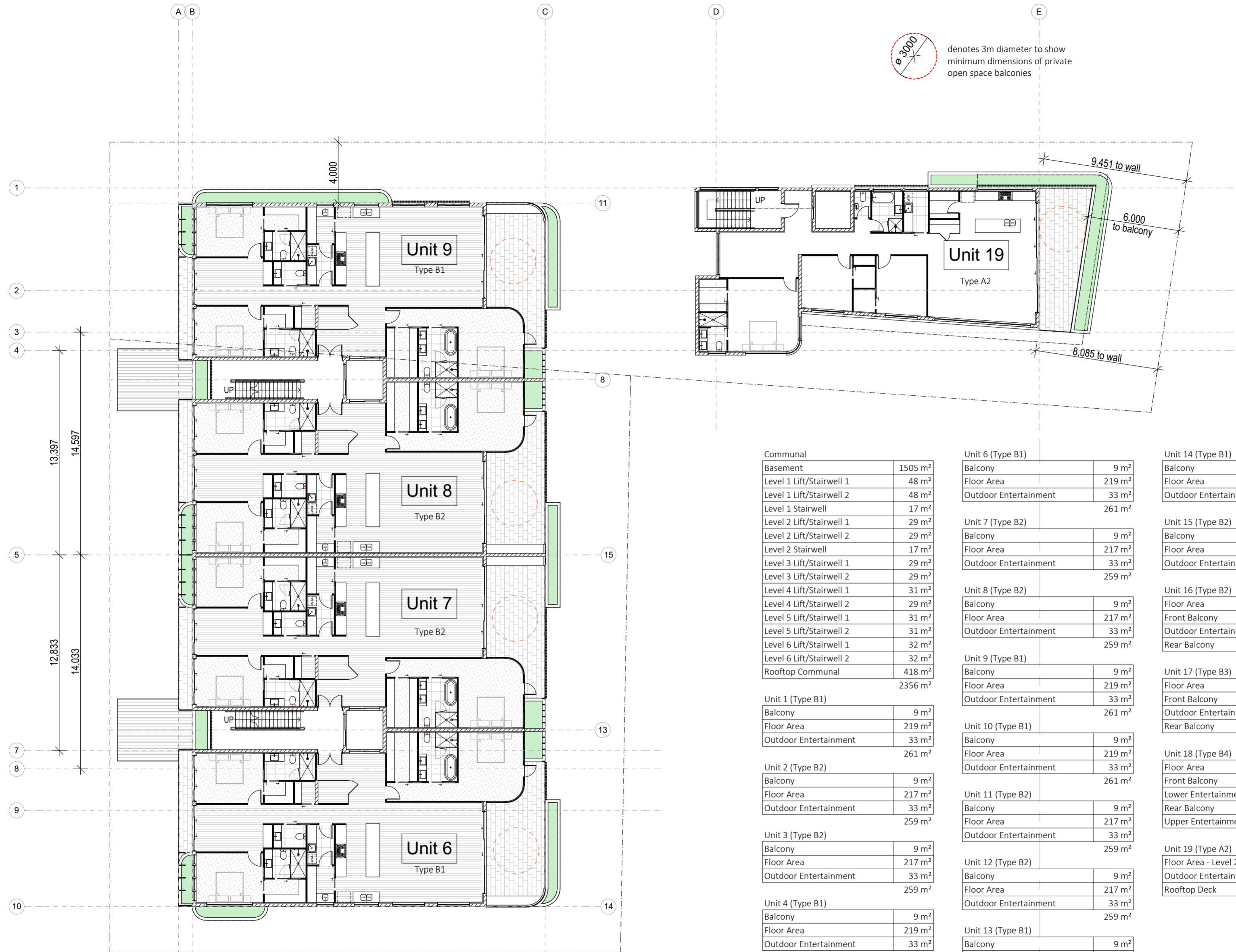
"Original design documentation and design intent were prepared by Crea8ive Design.

Use and amendment of the original drawings has been authorised by the Client under licence/deed from Crea8ive Design. JGI Studio has been engaged solely to amend and update the drawings in relation to the Development Application RFI response. Any amendments or additional information prepared by JGI Studio are limited to the RFI response only and are based on information provided by others.

JGI does not accept responsibility for the original design, documentation, or information prepared by others."



denotes 3m diameter to show minimum dimensions of private open space balconies



Level 2
1 : 200

Communal	
Basement	1505 m ²
Level 1 Lift/Stairwell 1	48 m ²
Level 1 Lift/Stairwell 2	48 m ²
Level 1 Stairwell	17 m ²
Level 2 Lift/Stairwell 1	29 m ²
Level 2 Lift/Stairwell 2	29 m ²
Level 2 Stairwell	17 m ²
Level 3 Lift/Stairwell 1	29 m ²
Level 3 Lift/Stairwell 2	29 m ²
Level 4 Lift/Stairwell 1	31 m ²
Level 4 Lift/Stairwell 2	29 m ²
Level 5 Lift/Stairwell 1	31 m ²
Level 5 Lift/Stairwell 2	31 m ²
Level 6 Lift/Stairwell 1	32 m ²
Level 6 Lift/Stairwell 2	32 m ²
Rooftop Communal	418 m ²
	2356 m ²

Unit 1 (Type B1)	
Balcony	9 m ²
Floor Area	219 m ²
Outdoor Entertainment	33 m ²
	261 m ²

Unit 2 (Type B2)	
Balcony	9 m ²
Floor Area	217 m ²
Outdoor Entertainment	33 m ²
	259 m ²

Unit 3 (Type B2)	
Balcony	9 m ²
Floor Area	217 m ²
Outdoor Entertainment	33 m ²
	259 m ²

Unit 4 (Type B1)	
Balcony	9 m ²
Floor Area	219 m ²
Outdoor Entertainment	33 m ²
	261 m ²

Unit 5 (Type A1)	
Floor Area	178 m ²
Outdoor Entertainment	26 m ²
	204 m ²

Unit 6 (Type B1)	
Balcony	9 m ²
Floor Area	219 m ²
Outdoor Entertainment	33 m ²
	261 m ²

Unit 7 (Type B2)	
Balcony	9 m ²
Floor Area	217 m ²
Outdoor Entertainment	33 m ²
	259 m ²

Unit 8 (Type B2)	
Balcony	9 m ²
Floor Area	217 m ²
Outdoor Entertainment	33 m ²
	259 m ²

Unit 9 (Type B1)	
Balcony	9 m ²
Floor Area	219 m ²
Outdoor Entertainment	33 m ²
	261 m ²

Unit 10 (Type B1)	
Balcony	9 m ²
Floor Area	219 m ²
Outdoor Entertainment	33 m ²
	261 m ²

Unit 11 (Type B2)	
Balcony	9 m ²
Floor Area	217 m ²
Outdoor Entertainment	33 m ²
	259 m ²

Unit 12 (Type B2)	
Balcony	9 m ²
Floor Area	217 m ²
Outdoor Entertainment	33 m ²
	259 m ²

Unit 13 (Type B1)	
Balcony	9 m ²
Floor Area	219 m ²
Outdoor Entertainment	33 m ²
	261 m ²

Unit 14 (Type B1)	
Balcony	9 m ²
Floor Area	219 m ²
Outdoor Entertainment	33 m ²
	261 m ²

Unit 15 (Type B2)	
Balcony	9 m ²
Floor Area	217 m ²
Outdoor Entertainment	30 m ²
	256 m ²

Unit 16 (Type B2)	
Floor Area	242 m ²
Front Balcony	9 m ²
Outdoor Entertainment	190 m ²
Rear Balcony	23 m ²
	465 m ²

Unit 17 (Type B3)	
Floor Area	236 m ²
Front Balcony	15 m ²
Outdoor Entertainment	184 m ²
Rear Balcony	23 m ²
	458 m ²

Unit 18 (Type B4)	
Floor Area	236 m ²
Front Balcony	15 m ²
Lower Entertainment	86 m ²
Rear Balcony	23 m ²
Upper Entertainment	76 m ²
	437 m ²

Unit 19 (Type A2)	
Floor Area - Level 2	190 m ²
Outdoor Entertainment	26 m ²
Rooftop Deck	195 m ²
	410 m ²

Unless otherwise noted, all wall dimensions are to frame only. All floor to ceiling dimensions are from structural elements (i.e. top of slab to underside of bearers; top of joists to underside roof beam/truss).

DA ISSUE



VISUAL SCALE 1:200 @ A2

DATE	DESCRIPTION	REV
08.06.26	Concil RFI	L4
01.06.26	Concil RFI	L3
21.05.26	Concil RFI	L2
21.05.26	Concil RFI	L
17.10.25	Traffic RFI	K
02.10.25	Traffic RFI	J
16.07.25	Further Adjustments	I

NOTES
NOT FOR CONSTRUCTION PURPOSES UNLESS STAMPED FOR CONSTRUCTION. VERIFY DIMENSIONS AND LEVELS ON SITE BEFORE SETTING OUT. USE WRITTEN DIMENSIONS ONLY. DO NOT SCALE. REFER TO FIGURED DIMENSIONS IN MM UNLESS STATED OTHERWISE. DOCUMENTATION TO BE READ IN CONJUNCTION WITH CONSULTANT DRAWINGS, SPECIFICATIONS & OTHER DRAWINGS. MAY NOT BE USED OR COPIED WITH OUT EXPRESS PERMISSION.

THIS DRAWING IS AN UNCONTROLLED COPY. UNLESS NOTED OTHERWISE




JGI STUDIO PTY LTD
P.O. BOX 3166
info@jgistudio.com.au
ABN : 1665 0463 442
WWW.JGISTUDIO.COM.AU

PROJECT
65 Sandford Street & 50 Sir Fred
Schonell Drive ST LUCIA QLD 4067

DRAWING TITLE
Overall Level 2

SCALE AT A2	DRAWN	CHECKED	APPROVED
1:200			
JOB NO.	DRAWING NUMBER	ISSUE	
0129DC	DA-04	L4	

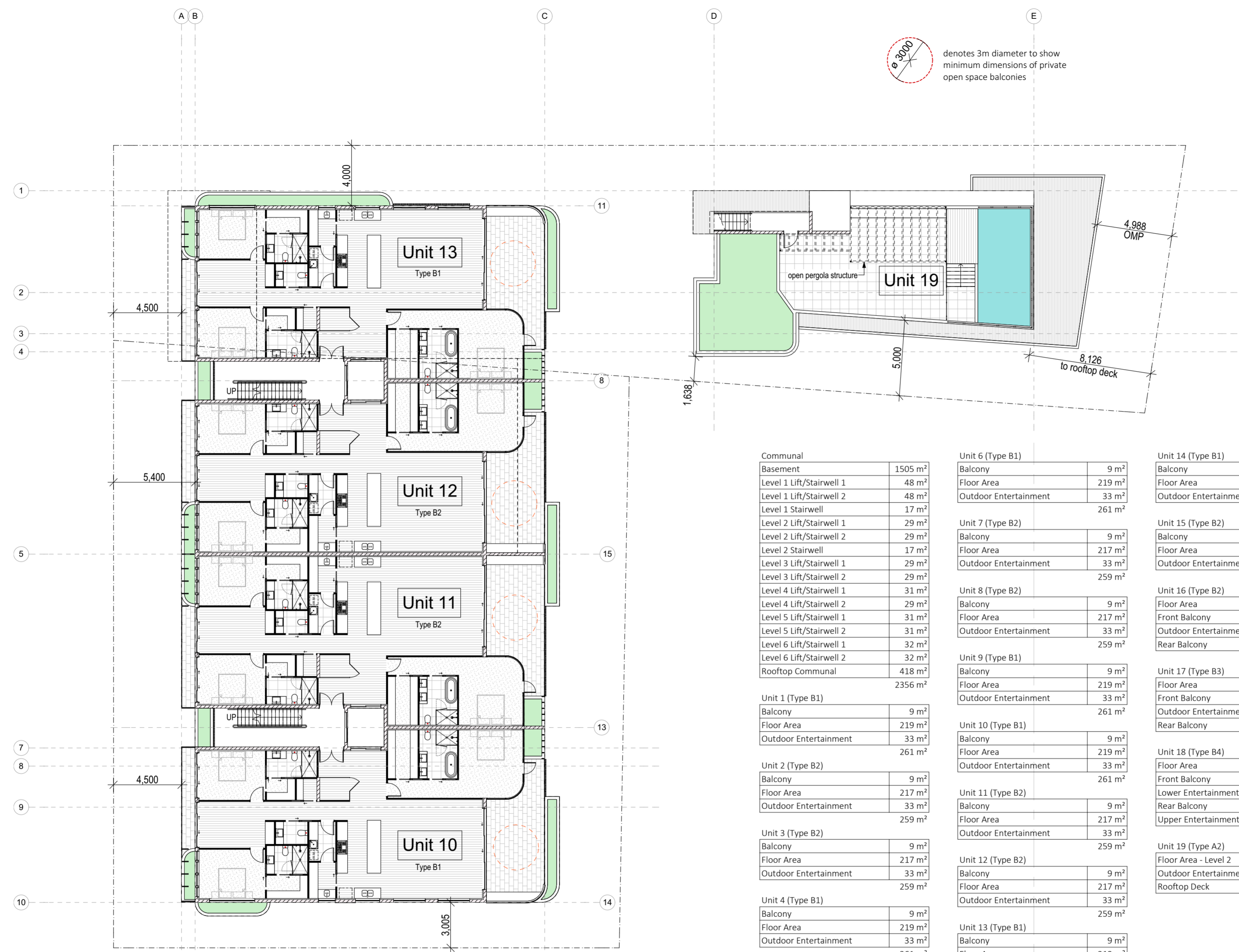


RFI Drawing Disclaimer

"Original design documentation and design intent were prepared by Crea8ive Design.

Use and amendment of the original drawings has been authorised by the Client under licence/deed from Crea8ive Design. JGI Studio has been engaged solely to amend and update the drawings in relation to the Development Application RFI response. Any amendments or additional information prepared by JGI Studio are limited to the RFI response only and are based on information provided by others.

JGI does not accept responsibility for the original design, documentation, or information prepared by others."



Communal	
Basement	1505 m ²
Level 1 Lift/Stairwell 1	48 m ²
Level 1 Lift/Stairwell 2	48 m ²
Level 1 Stairwell	17 m ²
Level 2 Lift/Stairwell 1	29 m ²
Level 2 Lift/Stairwell 2	29 m ²
Level 2 Stairwell	17 m ²
Level 3 Lift/Stairwell 1	29 m ²
Level 3 Lift/Stairwell 2	29 m ²
Level 4 Lift/Stairwell 1	31 m ²
Level 4 Lift/Stairwell 2	29 m ²
Level 5 Lift/Stairwell 1	31 m ²
Level 5 Lift/Stairwell 2	31 m ²
Level 6 Lift/Stairwell 1	32 m ²
Level 6 Lift/Stairwell 2	32 m ²
Rooftop Communal	418 m ²
Total	2356 m²

Unit 1 (Type B1)	
Balcony	9 m ²
Floor Area	219 m ²
Outdoor Entertainment	33 m ²
Total	261 m²

Unit 2 (Type B2)	
Balcony	9 m ²
Floor Area	217 m ²
Outdoor Entertainment	33 m ²
Total	259 m²

Unit 3 (Type B2)	
Balcony	9 m ²
Floor Area	217 m ²
Outdoor Entertainment	33 m ²
Total	259 m²

Unit 4 (Type B1)	
Balcony	9 m ²
Floor Area	219 m ²
Outdoor Entertainment	33 m ²
Total	261 m²

Unit 5 (Type A1)	
Floor Area	178 m ²
Outdoor Entertainment	26 m ²
Total	204 m²

Unit 6 (Type B1)	
Balcony	9 m ²
Floor Area	219 m ²
Outdoor Entertainment	33 m ²
Total	261 m²

Unit 7 (Type B2)	
Balcony	9 m ²
Floor Area	217 m ²
Outdoor Entertainment	33 m ²
Total	259 m²

Unit 8 (Type B2)	
Balcony	9 m ²
Floor Area	217 m ²
Outdoor Entertainment	33 m ²
Total	259 m²

Unit 9 (Type B1)	
Balcony	9 m ²
Floor Area	219 m ²
Outdoor Entertainment	33 m ²
Total	261 m²

Unit 10 (Type B1)	
Balcony	9 m ²
Floor Area	219 m ²
Outdoor Entertainment	33 m ²
Total	261 m²

Unit 11 (Type B2)	
Balcony	9 m ²
Floor Area	217 m ²
Outdoor Entertainment	33 m ²
Total	259 m²

Unit 12 (Type B2)	
Balcony	9 m ²
Floor Area	217 m ²
Outdoor Entertainment	33 m ²
Total	259 m²

Unit 13 (Type B1)	
Balcony	9 m ²
Floor Area	219 m ²
Outdoor Entertainment	33 m ²
Total	261 m²

Unit 14 (Type B1)	
Balcony	9 m ²
Floor Area	219 m ²
Outdoor Entertainment	33 m ²
Total	261 m²

Unit 15 (Type B2)	
Balcony	9 m ²
Floor Area	217 m ²
Outdoor Entertainment	30 m ²
Total	256 m²

Unit 16 (Type B2)	
Floor Area	242 m ²
Front Balcony	9 m ²
Outdoor Entertainment	190 m ²
Rear Balcony	23 m ²
Total	465 m²

Unit 17 (Type B3)	
Floor Area	236 m ²
Front Balcony	15 m ²
Outdoor Entertainment	184 m ²
Rear Balcony	23 m ²
Total	458 m²

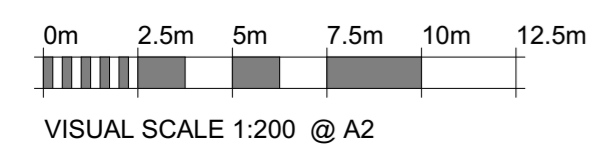
Unit 18 (Type B4)	
Floor Area	236 m ²
Front Balcony	15 m ²
Lower Entertainment	86 m ²
Rear Balcony	23 m ²
Upper Entertainment	76 m ²
Total	437 m²

Unit 19 (Type A2)	
Floor Area - Level 2	190 m ²
Outdoor Entertainment	26 m ²
Rooftop Deck	195 m ²
Total	410 m²

Level 3
1 : 200

Unless otherwise noted, all wall dimensions are to frame only. All floor to ceiling dimensions are from structural elements (i.e. top of slab to underside of bearers; top of joists to underside roof beam/truss).

DA ISSUE



DATE	DESCRIPTION	REV
08.06.26	Concil RFI	L4
01.06.26	Concil RFI	L3
21.05.26	Concil RFI	L2
21.05.26	Concil RFI	L
17.10.25	Traffic RFI	K
02.10.25	Traffic RFI	J
16.07.25	Further Adjustments	I

NOTES
NOT FOR CONSTRUCTION PURPOSES UNLESS STAMPED FOR CONSTRUCTION. VERIFY DIMENSIONS AND LEVELS ON SITE BEFORE SETTING OUT. USE WRITTEN DIMENSIONS ONLY. DO NOT SCALE. REFER TO FIGURED DIMENSIONS IN MM UNLESS STATED OTHERWISE. DOCUMENTATION TO BE READ IN CONJUNCTION WITH CONSULTANT DRAWINGS, SPECIFICATIONS & OTHER DRAWINGS. MAY NOT BE USED OR COPIED WITH OUT EXPRESS PERMISSION.



THIS DRAWING IS AN UNCONTROLLED COPY, UNLESS NOTED OTHERWISE



PROJECT
65 Sandford Street & 50 Sir Fred
Schonell Drive ST LUCIA QLD 4067

DRAWING TITLE
Overall Level 3

SCALE AT A2	DRAWN	CHECKED	APPROVED
1:200			
JOB NO.	DRAWING NUMBER	ISSUE	
0129DC	DA-05	L4	




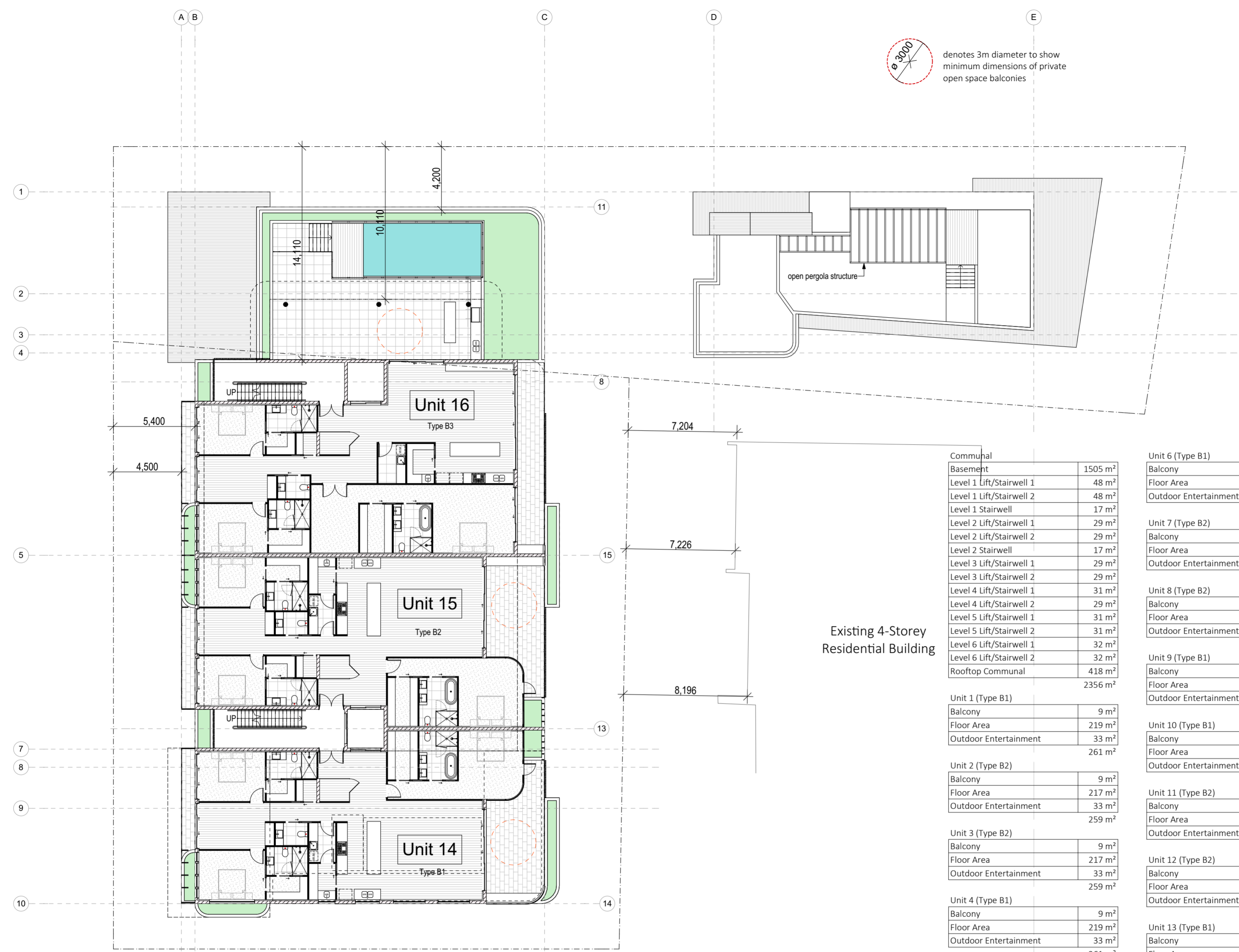
RFI Drawing Disclaimer

"Original design documentation and design intent were prepared by Crea8ive Design.

Use and amendment of the original drawings has been authorised by the Client under licence/deed from Crea8ive Design. JGI Studio has been engaged solely to amend and update the drawings in relation to the Development Application RFI response. Any amendments or additional information prepared by JGI Studio are limited to the RFI response only and are based on information provided by others.

JGI does not accept responsibility for the original design, documentation, or information prepared by others."

 denotes 3m diameter to show minimum dimensions of private open space balconies



Level 4 Plan
1 : 200

Existing 4-Storey Residential Building

Communal	
Basement	1505 m ²
Level 1 Lift/Stairwell 1	48 m ²
Level 1 Lift/Stairwell 2	48 m ²
Level 1 Stairwell	17 m ²
Level 2 Lift/Stairwell 1	29 m ²
Level 2 Lift/Stairwell 2	29 m ²
Level 2 Stairwell	17 m ²
Level 3 Lift/Stairwell 1	29 m ²
Level 3 Lift/Stairwell 2	29 m ²
Level 4 Lift/Stairwell 1	31 m ²
Level 4 Lift/Stairwell 2	29 m ²
Level 5 Lift/Stairwell 1	31 m ²
Level 5 Lift/Stairwell 2	31 m ²
Level 6 Lift/Stairwell 1	32 m ²
Level 6 Lift/Stairwell 2	32 m ²
Rooftop Communal	418 m ²
Total	2356 m²

Unit 1 (Type B1)	
Balcony	9 m ²
Floor Area	219 m ²
Outdoor Entertainment	33 m ²
Total	261 m²

Unit 2 (Type B2)	
Balcony	9 m ²
Floor Area	217 m ²
Outdoor Entertainment	33 m ²
Total	259 m²

Unit 3 (Type B2)	
Balcony	9 m ²
Floor Area	217 m ²
Outdoor Entertainment	33 m ²
Total	259 m²

Unit 4 (Type B1)	
Balcony	9 m ²
Floor Area	219 m ²
Outdoor Entertainment	33 m ²
Total	261 m²

Unit 5 (Type A1)	
Floor Area	178 m ²
Outdoor Entertainment	26 m ²
Total	204 m²

Unit 6 (Type B1)	
Balcony	9 m ²
Floor Area	219 m ²
Outdoor Entertainment	33 m ²
Total	261 m²

Unit 7 (Type B2)	
Balcony	9 m ²
Floor Area	217 m ²
Outdoor Entertainment	33 m ²
Total	259 m²

Unit 8 (Type B2)	
Balcony	9 m ²
Floor Area	217 m ²
Outdoor Entertainment	33 m ²
Total	259 m²

Unit 9 (Type B1)	
Balcony	9 m ²
Floor Area	219 m ²
Outdoor Entertainment	33 m ²
Total	261 m²

Unit 10 (Type B1)	
Balcony	9 m ²
Floor Area	219 m ²
Outdoor Entertainment	33 m ²
Total	261 m²

Unit 11 (Type B2)	
Balcony	9 m ²
Floor Area	217 m ²
Outdoor Entertainment	33 m ²
Total	259 m²

Unit 12 (Type B2)	
Balcony	9 m ²
Floor Area	217 m ²
Outdoor Entertainment	33 m ²
Total	259 m²

Unit 13 (Type B1)	
Balcony	9 m ²
Floor Area	219 m ²
Outdoor Entertainment	33 m ²
Total	261 m²

Unit 14 (Type B1)	
Balcony	9 m ²
Floor Area	219 m ²
Outdoor Entertainment	33 m ²
Total	261 m²

Unit 15 (Type B2)	
Balcony	9 m ²
Floor Area	217 m ²
Outdoor Entertainment	30 m ²
Total	256 m²


Unit 16 (Type B2)	
Floor Area	242 m ²
Front Balcony	9 m ²
Outdoor Entertainment	190 m ²
Rear Balcony	23 m ²
Total	465 m²

Unit 17 (Type B3)	
Floor Area	236 m ²
Front Balcony	15 m ²
Outdoor Entertainment	184 m ²
Rear Balcony	23 m ²
Total	458 m²

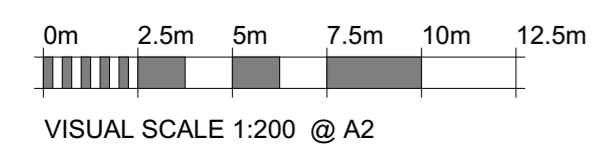
Unit 18 (Type B4)	
Floor Area	236 m ²
Front Balcony	15 m ²
Lower Entertainment	86 m ²
Rear Balcony	23 m ²
Upper Entertainment	76 m ²
Total	437 m²

Unit 19 (Type A2)	
Floor Area - Level 2	190 m ²
Outdoor Entertainment	26 m ²
Rooftop Deck	195 m ²
Total	410 m²

Unless otherwise noted, all wall dimensions are to frame only. All floor to ceiling dimensions are from structural elements (i.e. top of slab to underside of bearers; top of joists to underside roof beam/truss).



DA ISSUE



DATE	DESCRIPTION	REV
08.06.26	Concil RFI	L4
01.06.26	Concil RFI	L3
21.05.26	Concil RFI	L2
21.05.26	Concil RFI	L
17.10.25	Traffic RFI	K
02.10.25	Traffic RFI	J
16.07.25	Further Adjustments	I

NOTES
NOT FOR CONSTRUCTION PURPOSES UNLESS STAMPED FOR CONSTRUCTION. VERIFY DIMENSIONS AND LEVELS ON SITE BEFORE SETTING OUT. USE WRITTEN DIMENSIONS ONLY. DO NOT SCALE. REFER TO FIGURED DIMENSIONS IN MM UNLESS STATED OTHERWISE. DOCUMENTATION TO BE READ IN CONJUNCTION WITH CONSULTANT DRAWINGS, SPECIFICATIONS & OTHER DRAWINGS. MAY NOT BE USED OR COPIED WITH OUT EXPRESS PERMISSION.


THIS DRAWING IS AN UNCONTROLLED COPY. UNLESS NOTED OTHERWISE



PROJECT
65 Sandford Street & 50 Sir Fred
Schonell Drive ST LUCIA QLD 4067

DRAWING TITLE
Overall Level 4

SCALE AT A2	DRAWN	CHECKED	APPROVED
1:200			
JOB NO.	DRAWING NUMBER	ISSUE	
0129DC	DA-06	L4	




RFI Drawing Disclaimer

"Original design documentation and design intent were prepared by Crea8ive Design.

Use and amendment of the original drawings has been authorised by the Client under licence/deed from Crea8ive Design. JGI Studio has been engaged solely to amend and update the drawings in relation to the Development Application RFI response. Any amendments or additional information prepared by JGI Studio are limited to the RFI response only and are based on information provided by others.

JGI does not accept responsibility for the original design, documentation, or information prepared by others."



denotes 3m diameter to show minimum dimensions of private open space balconies



Communal	
Basement	1505 m ²
Level 1 Lift/Stairwell 1	48 m ²
Level 1 Lift/Stairwell 2	48 m ²
Level 1 Stairwell	17 m ²
Level 2 Lift/Stairwell 1	29 m ²
Level 2 Lift/Stairwell 2	29 m ²
Level 2 Stairwell	17 m ²
Level 3 Lift/Stairwell 1	29 m ²
Level 3 Lift/Stairwell 2	29 m ²
Level 4 Lift/Stairwell 1	31 m ²
Level 4 Lift/Stairwell 2	29 m ²
Level 5 Lift/Stairwell 1	31 m ²
Level 5 Lift/Stairwell 2	31 m ²
Level 6 Lift/Stairwell 1	32 m ²
Level 6 Lift/Stairwell 2	32 m ²
Rooftop Communal	418 m ²
	2356 m ²

Unit 1 (Type B1)	
Balcony	9 m ²
Floor Area	219 m ²
Outdoor Entertainment	33 m ²
	261 m ²

Unit 2 (Type B2)	
Balcony	9 m ²
Floor Area	217 m ²
Outdoor Entertainment	33 m ²
	259 m ²

Unit 3 (Type B2)	
Balcony	9 m ²
Floor Area	217 m ²
Outdoor Entertainment	33 m ²
	259 m ²

Unit 4 (Type B1)	
Balcony	9 m ²
Floor Area	219 m ²
Outdoor Entertainment	33 m ²
	261 m ²

Unit 5 (Type A1)	
Floor Area	178 m ²
Outdoor Entertainment	26 m ²
	204 m ²

Unit 6 (Type B1)	
Balcony	9 m ²
Floor Area	219 m ²
Outdoor Entertainment	33 m ²
	261 m ²

Unit 7 (Type B2)	
Balcony	9 m ²
Floor Area	217 m ²
Outdoor Entertainment	33 m ²
	259 m ²

Unit 8 (Type B2)	
Balcony	9 m ²
Floor Area	217 m ²
Outdoor Entertainment	33 m ²
	259 m ²

Unit 9 (Type B1)	
Balcony	9 m ²
Floor Area	219 m ²
Outdoor Entertainment	33 m ²
	261 m ²

Unit 10 (Type B1)	
Balcony	9 m ²
Floor Area	219 m ²
Outdoor Entertainment	33 m ²
	261 m ²

Unit 11 (Type B2)	
Balcony	9 m ²
Floor Area	217 m ²
Outdoor Entertainment	33 m ²
	259 m ²

Unit 12 (Type B2)	
Balcony	9 m ²
Floor Area	217 m ²
Outdoor Entertainment	33 m ²
	259 m ²

Unit 13 (Type B1)	
Balcony	9 m ²
Floor Area	219 m ²
Outdoor Entertainment	33 m ²
	261 m ²

Unit 14 (Type B1)	
Balcony	9 m ²
Floor Area	219 m ²
Outdoor Entertainment	33 m ²
	261 m ²

Unit 15 (Type B2)	
Balcony	9 m ²
Floor Area	217 m ²
Outdoor Entertainment	30 m ²
	256 m ²

Unit 16 (Type B2)	
Floor Area	242 m ²
Front Balcony	9 m ²
Outdoor Entertainment	190 m ²
Rear Balcony	23 m ²
	465 m ²

Unit 17 (Type B3)	
Floor Area	236 m ²
Front Balcony	15 m ²
Outdoor Entertainment	184 m ²
Rear Balcony	23 m ²
	458 m ²


Unit 18 (Type B4)	
Floor Area	236 m ²
Front Balcony	15 m ²
Lower Entertainment	86 m ²
Rear Balcony	23 m ²
Upper Entertainment	76 m ²
	437 m ²

Unit 19 (Type A2)	
Floor Area - Level 2	190 m ²
Outdoor Entertainment	26 m ²
Rooftop Deck	195 m ²
	410 m ²

Level 5 Plan
1:200

Unless otherwise noted, all wall dimensions are to frame only. All floor to ceiling dimensions are from structural elements (i.e. top of slab to underside of bearers; top of joists to underside of roof beam/truss).

DA ISSUE



VISUAL SCALE 1:200 @ A2

DATE	DESCRIPTION	REV
08.06.26	Concil RFI	L4
01.06.26	Concil RFI	L3
21.05.26	Concil RFI	L2
21.05.26	Concil RFI	L
17.10.25	Traffic RFI	K
02.10.25	Traffic RFI	J
16.07.25	Further Adjustments	I

NOTES

NOT FOR CONSTRUCTION PURPOSES UNLESS STAMPED FOR CONSTRUCTION. VERIFY DIMENSIONS AND LEVELS ON SITE BEFORE SETTING OUT. USE WRITTEN DIMENSIONS ONLY. DO NOT SCALE. REFER TO FIGURED DIMENSIONS IN MM UNLESS STATED OTHERWISE. DOCUMENTATION TO BE READ IN CONJUNCTION WITH CONSULTANT DRAWINGS, SPECIFICATIONS & OTHER DRAWINGS. MAY NOT BE USED OR COPIED WITH OUT EXPRESS PERMISSION.

THIS DRAWING IS AN UNCONTROLLED COPY. UNLESS NOTED OTHERWISE



JGI STUDIO PTY LTD
P.O. BOX 3166
info@jgistudio.com.au
ABN : 1665 0463 442
WWW.JGISTUDIO.COM.AU

PROJECT

65 Sandford Street & 50 Sir Fred
Schonell Drive ST LUCIA QLD 4067

DRAWING TITLE


Overall Level 5

SCALE AT A2
1:200
JOB NO.
0129DC

DRAWN CHECKED APPROVED

DRAWING NUMBER
DA-07

ISSUE
L4




RFI Drawing Disclaimer

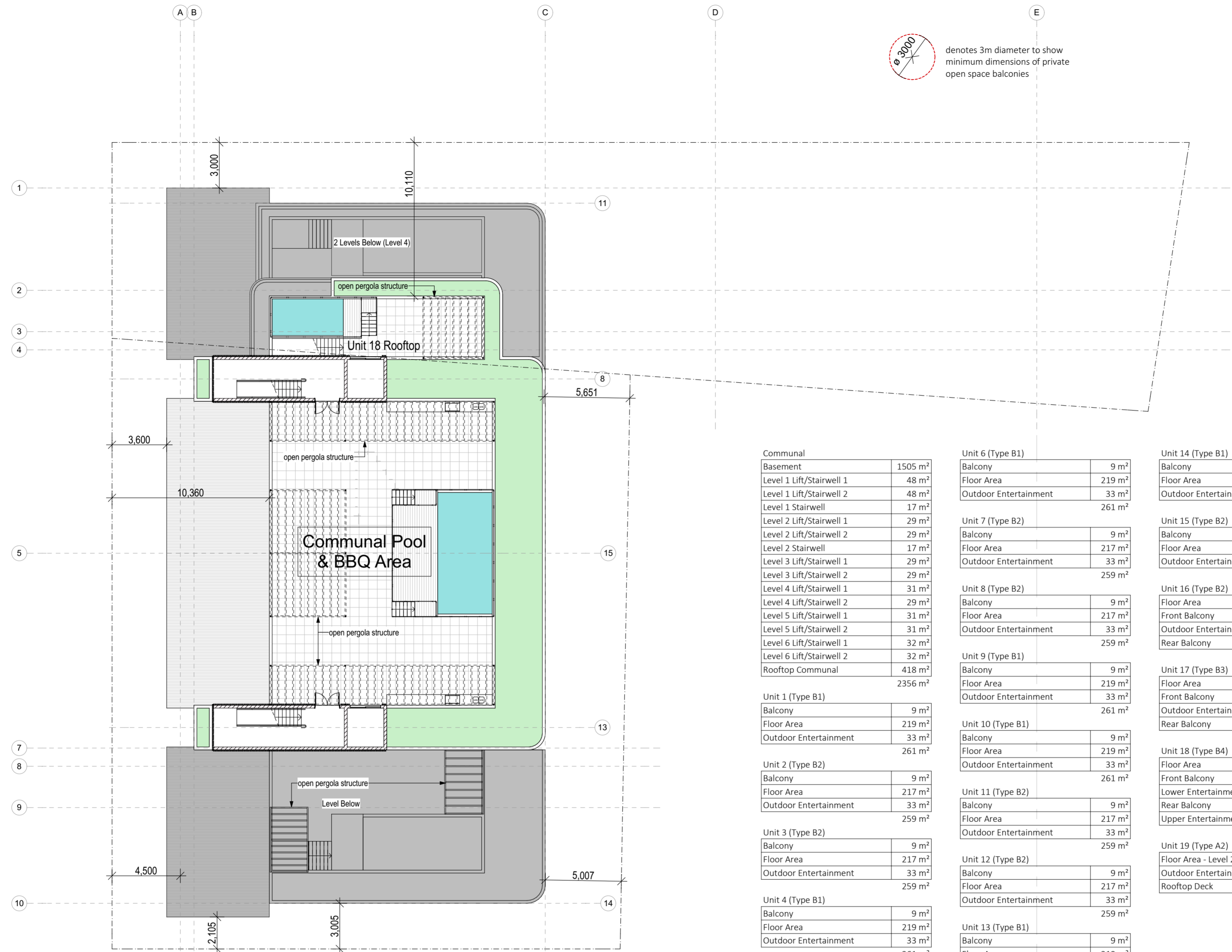
"Original design documentation and design intent were prepared by Crea8ive Design.

Use and amendment of the original drawings has been authorised by the Client under licence/deed from Crea8ive Design. JGI Studio has been engaged solely to amend and update the drawings in relation to the Development Application RFI response. Any amendments or additional information prepared by JGI Studio are limited to the RFI response only and are based on information provided by others.

JGI does not accept responsibility for the original design, documentation, or information prepared by others."



denotes 3m diameter to show minimum dimensions of private open space balconies



Communal	
Basement	1505 m ²
Level 1 Lift/Stairwell 1	48 m ²
Level 1 Lift/Stairwell 2	48 m ²
Level 1 Stairwell	17 m ²
Level 2 Lift/Stairwell 1	29 m ²
Level 2 Lift/Stairwell 2	29 m ²
Level 2 Stairwell	17 m ²
Level 3 Lift/Stairwell 1	29 m ²
Level 3 Lift/Stairwell 2	29 m ²
Level 4 Lift/Stairwell 1	31 m ²
Level 4 Lift/Stairwell 2	29 m ²
Level 5 Lift/Stairwell 1	31 m ²
Level 5 Lift/Stairwell 2	31 m ²
Level 6 Lift/Stairwell 1	32 m ²
Level 6 Lift/Stairwell 2	32 m ²
Rooftop Communal	418 m ²
	2356 m ²

Unit 1 (Type B1)	
Balcony	9 m ²
Floor Area	219 m ²
Outdoor Entertainment	33 m ²
	261 m ²

Unit 2 (Type B2)	
Balcony	9 m ²
Floor Area	217 m ²
Outdoor Entertainment	33 m ²
	259 m ²

Unit 3 (Type B2)	
Balcony	9 m ²
Floor Area	217 m ²
Outdoor Entertainment	33 m ²
	259 m ²

Unit 4 (Type B1)	
Balcony	9 m ²
Floor Area	219 m ²
Outdoor Entertainment	33 m ²
	261 m ²

Unit 5 (Type A1)	
Floor Area	178 m ²
Outdoor Entertainment	26 m ²
	204 m ²

Unit 6 (Type B1)	
Balcony	9 m ²
Floor Area	219 m ²
Outdoor Entertainment	33 m ²
	261 m ²

Unit 7 (Type B2)	
Balcony	9 m ²
Floor Area	217 m ²
Outdoor Entertainment	33 m ²
	259 m ²

Unit 8 (Type B2)	
Balcony	9 m ²
Floor Area	217 m ²
Outdoor Entertainment	33 m ²
	259 m ²

Unit 9 (Type B1)	
Balcony	9 m ²
Floor Area	219 m ²
Outdoor Entertainment	33 m ²
	261 m ²

Unit 10 (Type B1)	
Balcony	9 m ²
Floor Area	219 m ²
Outdoor Entertainment	33 m ²
	261 m ²

Unit 11 (Type B2)	
Balcony	9 m ²
Floor Area	217 m ²
Outdoor Entertainment	33 m ²
	259 m ²

Unit 12 (Type B2)	
Balcony	9 m ²
Floor Area	217 m ²
Outdoor Entertainment	33 m ²
	259 m ²

Unit 13 (Type B1)	
Balcony	9 m ²
Floor Area	219 m ²
Outdoor Entertainment	33 m ²
	261 m ²

Unit 14 (Type B1)	
Balcony	9 m ²
Floor Area	219 m ²
Outdoor Entertainment	33 m ²
	261 m ²

Unit 15 (Type B2)	
Balcony	9 m ²
Floor Area	217 m ²
Outdoor Entertainment	30 m ²
	256 m ²

Unit 16 (Type B2)	
Floor Area	242 m ²
Front Balcony	9 m ²
Outdoor Entertainment	190 m ²
Rear Balcony	23 m ²
	465 m ²


Unit 17 (Type B3)	
Floor Area	236 m ²
Front Balcony	15 m ²
Outdoor Entertainment	184 m ²
Rear Balcony	23 m ²
	458 m ²

Unit 18 (Type B4)	
Floor Area	236 m ²
Front Balcony	15 m ²
Lower Entertainment	86 m ²
Rear Balcony	23 m ²
Upper Entertainment	76 m ²
	437 m ²

Unit 19 (Type A2)	
Floor Area - Level 2	190 m ²
Outdoor Entertainment	26 m ²
Rooftop Deck	195 m ²
	410 m ²

Level 6
1 : 200

DA ISSUE



VISUAL SCALE 1:200 @ A2

DATE	DESCRIPTION	REV
08.06.26	Concil RFI	L4
01.06.26	Concil RFI	L3
21.05.26	Concil RFI	L2
21.05.26	Concil RFI	L
17.10.25	Traffic RFI	K
02.10.25	Traffic RFI	J
16.07.25	Further Adjustments	I

NOTES

NOT FOR CONSTRUCTION PURPOSES UNLESS STAMPED FOR CONSTRUCTION. VERIFY DIMENSIONS AND LEVELS ON SITE BEFORE SETTING OUT. USE WRITTEN DIMENSIONS ONLY. DO NOT SCALE. REFER TO FIGURED DIMENSIONS IN MM UNLESS STATED OTHERWISE. DOCUMENTATION TO BE READ IN CONJUNCTION WITH CONSULTANT DRAWINGS, SPECIFICATIONS & OTHER DRAWINGS. MAY NOT BE USED OR COPIED WITH OUT EXPRESS PERMISSION.

THIS DRAWING IS AN UNCONTROLLED COPY. UNLESS NOTED OTHERWISE



JGI STUDIO PTY LTD
P.O. BOX 3166
info@jgistudio.com.au
ABN : 1665 0463 442
WWW.JGISTUDIO.COM.AU

PROJECT

65 Sandford Street & 50 Sir Fred
Schonell Drive ST LUCIA QLD 4067

DRAWING TITLE


Overall Level 6

SCALE AT A2
1:200
JOB NO.
0129DC

DRAWN
DRAWING NUMBER
DA-08

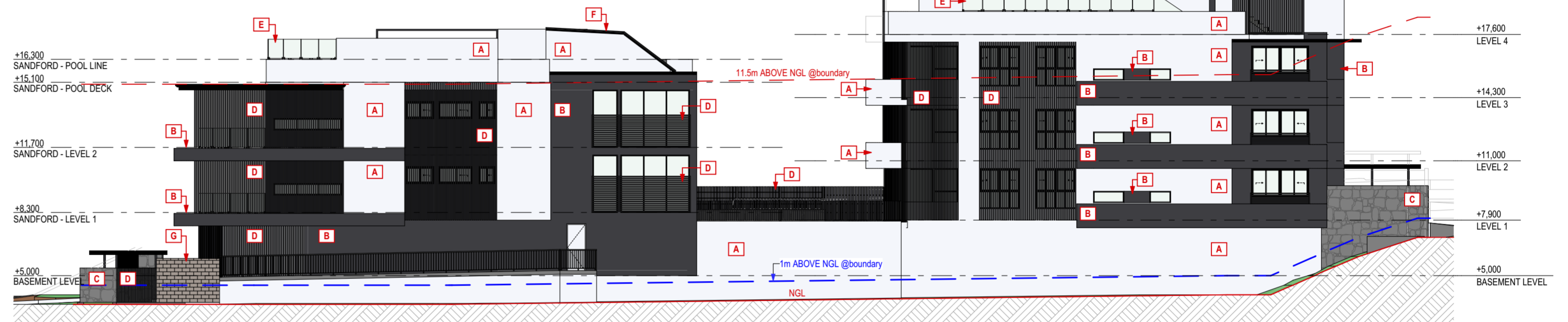
CHECKED
ISSUE
L4

APPROVED





South Elevation (Sir Fred Schonell Drive) 1:200



West Elevation 1:200



North Elevation (Sandford Street) 1:200

RFI Drawing Disclaimer

"Original design documentation and design intent were prepared by Crea8ive Design.

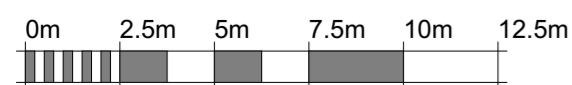
Use and amendment of the original drawings has been authorised by the Client under licence/deed from Crea8ive Design. JGI Studio has been engaged solely to amend and update the drawings in relation to the Development Application RFI response. Any amendments or additional information prepared by JGI Studio are limited to the RFI response only and are based on information provided by others.

JGI does not accept responsibility for the original design, documentation, or information prepared by others."

COLOUR SCHEDULE - TBC

- A** Selected Dulux Whisper White finish
- B** Selected Dulux Monument finish
- C** Selected feature stone cladding
- D** Selected aluminium powder-coated battens in Dulux Monument finish
- E** Selected aluminium powder-coated handrails with glass infill panels
- F** Selected Colorbond metal roofing in Dulux Monument finish
- G** Selected face brick/block finish

DA ISSUE



VISUAL SCALE 1:200 @ A2

DATE	DESCRIPTION	REV
08.06.26	Concil RFI	L4
01.06.26	Concil RFI	L3
21.05.26	Concil RFI	L2
21.05.26	Concil RFI	L
17.10.25	Traffic RFI	K
02.10.25	Traffic RFI	J
16.07.25	Further Adjustments	I

NOTES

NOT FOR CONSTRUCTION PURPOSES UNLESS STAMPED FOR CONSTRUCTION. VERIFY DIMENSIONS AND LEVELS ON SITE BEFORE SETTING OUT. USE WRITTEN DIMENSIONS ONLY. DO NOT SCALE. REFER TO FIGURED DIMENSIONS IN MM UNLESS STATED OTHERWISE. DOCUMENTATION TO BE READ IN CONJUNCTION WITH CONSULTANT DRAWINGS, SPECIFICATIONS & OTHER DRAWINGS. MAY NOT BE USED OR COPIED WITH OUT EXPRESS PERMISSION.

THIS DRAWING IS AN UNCONTROLLED COPY, UNLESS NOTED OTHERWISE




JGI STUDIO PTY LTD
P.O. BOX 3166
info@jgistudio.com.au
ABN : 1665 0463 442
WWW.JGISTUDIO.COM.AU

PROJECT
65 Sandford Street & 50 Sir Fred
Schonell Drive ST LUCIA QLD 4067








DRAWING TITLE
Elevations

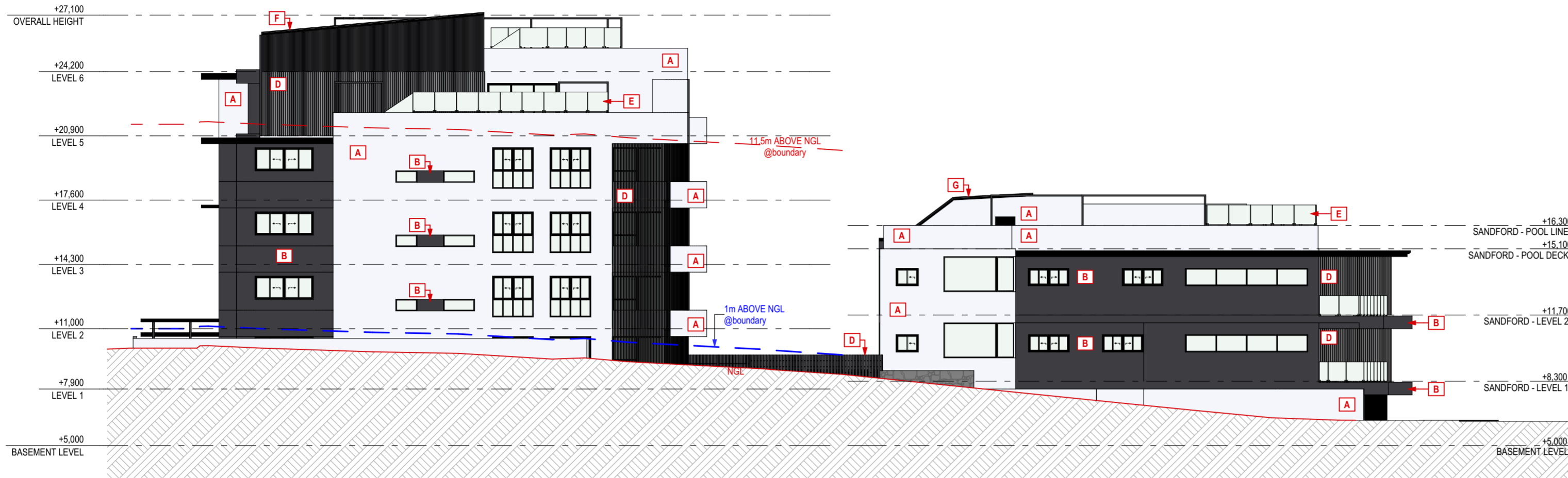
SCALE AT A2
1:200
JOB NO.
0129DC

DRAWN CHECKED APPROVED
DRAWING NUMBER
DA-09
ISSUE
L4



COLOUR SCHEDULE - TBC

A		B	
	Selected Dulux Whisper White finish		Selected Dulux Monument finish
C		D	
	Selected feature stone cladding		Selected aluminium powder-coated battens in Dulux Monument finish
E		F	
	Selected aluminium powder-coated handrails with glass infill panels		Selected Colorbond metal roofing in Dulux Monument finish
G			
	Selected face brick/block finish		



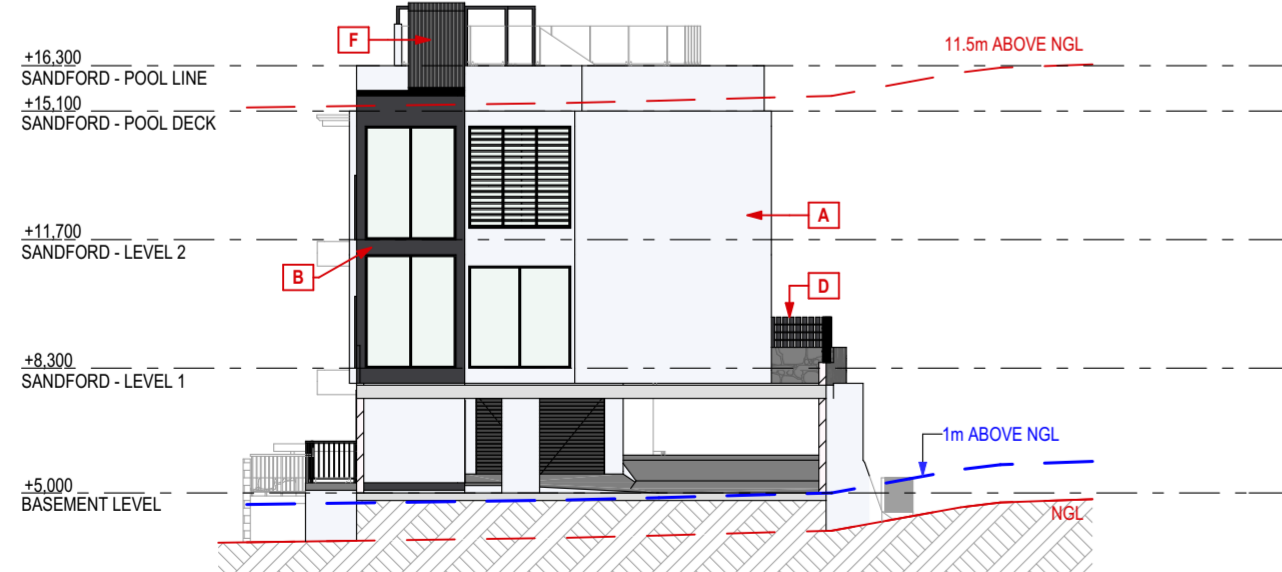
East Elevation 1:200

RFI Drawing Disclaimer

"Original design documentation and design intent were prepared by Crea8ive Design.

Use and amendment of the original drawings has been authorised by the Client under licence/deed from Crea8ive Design. JGI Studio has been engaged solely to amend and update the drawings in relation to the Development Application RFI response. Any amendments or additional information prepared by JGI Studio are limited to the RFI response only and are based on information provided by others.

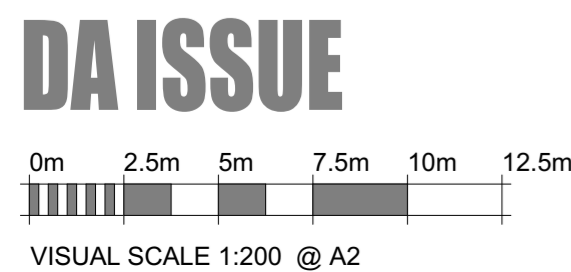
JGI does not accept responsibility for the original design, documentation, or information prepared by others."



Internal Elevation B 1:200



Internal Elevation A 1:200



DATE	DESCRIPTION	REV
08.06.26	Concil RFI	L4
01.06.26	Concil RFI	L3
21.05.26	Concil RFI	L2
21.05.26	Concil RFI	L
17.10.25	Traffic RFI	K
02.10.25	Traffic RFI	J
16.07.25	Further Adjustments	I

NOTES

NOT FOR CONSTRUCTION PURPOSES UNLESS STAMPED FOR CONSTRUCTION. VERIFY DIMENSIONS AND LEVELS ON SITE BEFORE SETTING OUT. USE WRITTEN DIMENSIONS ONLY. DO NOT SCALE. REFER TO FIGURED DIMENSIONS IN MM UNLESS STATED OTHERWISE. DOCUMENTATION TO BE READ IN CONJUNCTION WITH CONSULTANT DRAWINGS, SPECIFICATIONS & OTHER DRAWINGS. MAY NOT BE USED OR COPIED WITH OUT EXPRESS PERMISSION.

THIS DRAWING IS AN UNCONTROLLED COPY, UNLESS NOTED OTHERWISE

JGI studio

JGI STUDIO PTY LTD
P.O. BOX 3166
info@jgistudio.com.au
ABN : 1665 0463 442
WWW.JGISTUDIO.COM.AU

PROJECT
65 Sanford Street & 50 Sir Fred
Schonell Drive ST LUCIA QLD 4067

DRAWING TITLE
Elevations

SCALE AT A2
1:200

JOB NO.
0129DC

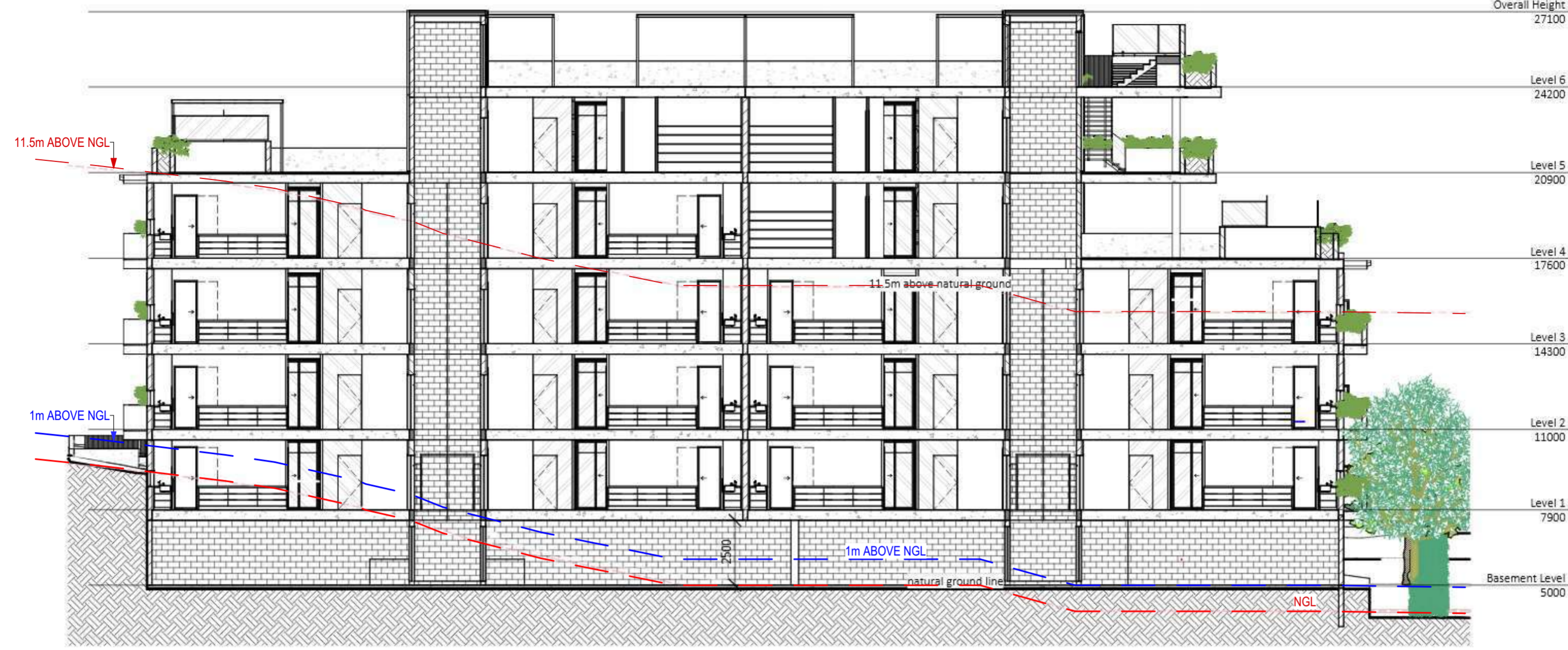
DRAWN
DA-10

CHECKED

APPROVED
L4

ISSUE

BCC DS
RECEIVED
12/06/2026
APPLICATION REF
A00662427



Section A-A
1:150

RFI Drawing Disclaimer

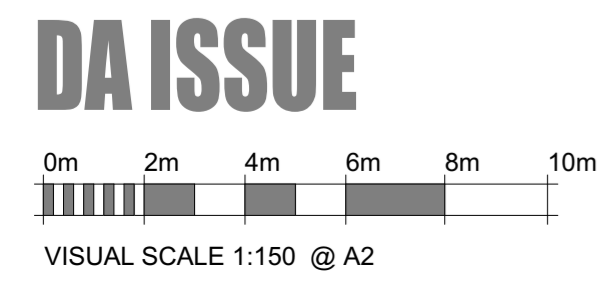
"Original design documentation and design intent were prepared by Crea8ive Design.

Use and amendment of the original drawings has been authorised by the Client under licence/deed from Crea8ive Design. JGI Studio has been engaged solely to amend and update the drawings in relation to the Development Application RFI response. Any amendments or additional information prepared by JGI Studio are limited to the RFI response only and are based on information provided by others.

JGI does not accept responsibility for the original design, documentation, or information prepared by others."



Section B-B
1:150



DATE	DESCRIPTION	REV
08.06.26	Concil RFI	L4
01.06.26	Concil RFI	L3
21.05.26	Concil RFI	L2
21.05.26	Concil RFI	L
17.10.25	Traffic RFI	K
02.10.25	Traffic RFI	J
16.07.25	Further Adjustments	I

NOTES

NOT FOR CONSTRUCTION PURPOSES UNLESS STAMPED FOR CONSTRUCTION. VERIFY DIMENSIONS AND LEVELS ON SITE BEFORE SETTING OUT. USE WRITTEN DIMENSIONS ONLY. DO NOT SCALE. REFER TO FIGURED DIMENSIONS IN MM UNLESS STATED OTHERWISE. DOCUMENTATION TO BE READ IN CONJUNCTION WITH CONSULTANT DRAWINGS, SPECIFICATIONS & OTHER DRAWINGS. MAY NOT BE USED OR COPIED WITH OUT EXPRESS PERMISSION.

THIS DRAWING IS AN UNCONTROLLED COPY, UNLESS NOTED OTHERWISE



PROJECT
65 Sandford Street & 50 Sir Fred
Schonell Drive ST LUCIA QLD 4067

DRAWING TITLE
Sections

SCALE AT A2
1:150


JOB NO.
0129DC

DRAWN
DA-11

CHECKED

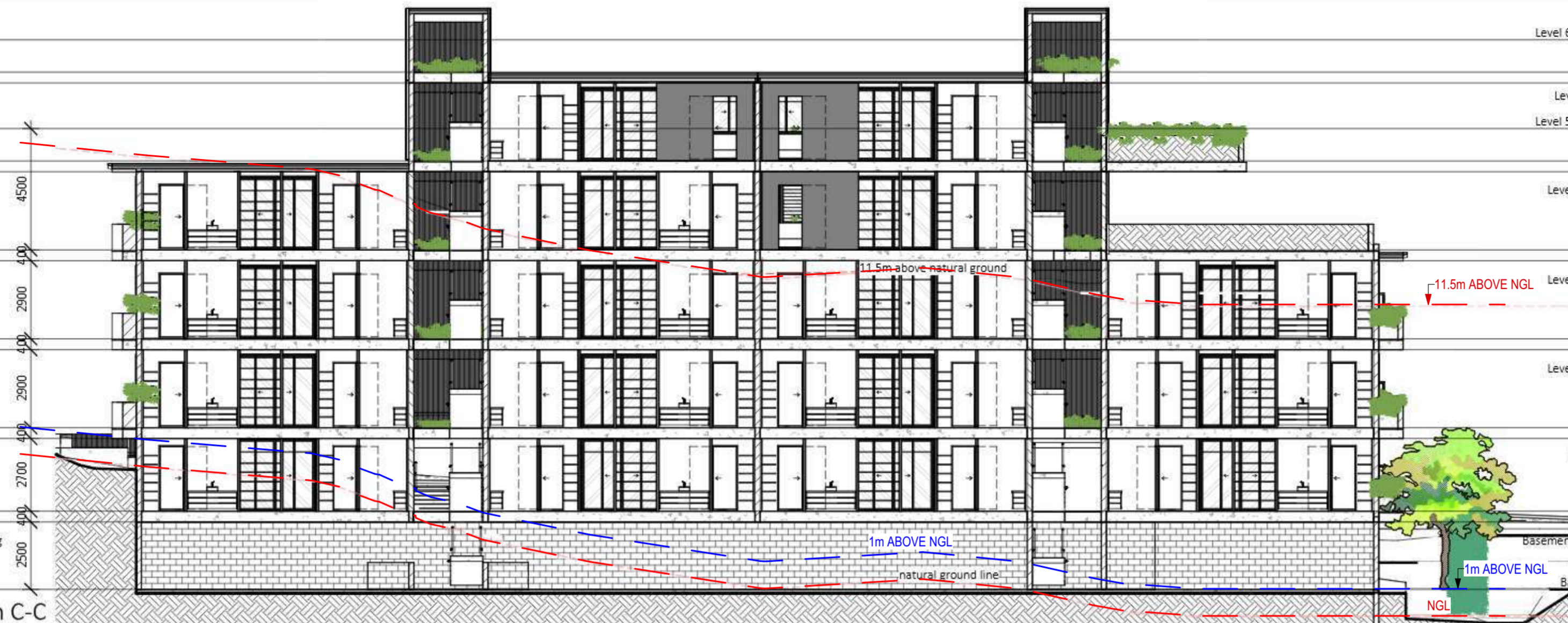
APPROVED
L4

ISSUE



Overall Height
27100

Level 6 Pool Line SFS 25400
 Level 6 24200
 Level 5 Ceiling SFS 23800
 Level 5 Pool Line SFS 22100
 Level 5 20900
 Level 4 Ceiling SFS 20500
 Level 4 17600
 Level 3 Ceiling SFS 17200
 Level 3 14300
 Level 2 Ceiling SFS 13900
 Level 2 11000
 Level 1 Ceiling 10600
 Level 1 7900
 Basement Level Ceiling 7500
 Basement Level 5000



Section C-C
1:150

Overall Height
27100

Level 6 Pool Line SFS 25400
 Level 6 24200
 Level 5 Ceiling SFS 23800
 Level 5 Pool Line SFS 22100
 Level 5 20900
 Level 4 Ceiling SFS 20500
 Level 4 17600
 Level 3 Ceiling SFS 17200
 Level 3 14300
 Level 2 Ceiling SFS 13900
 Level 2 11000
 Level 1 Ceiling 10600
 Level 1 7900
 Basement Level Ceiling 7500
 Basement Level 5000

RFI Drawing Disclaimer

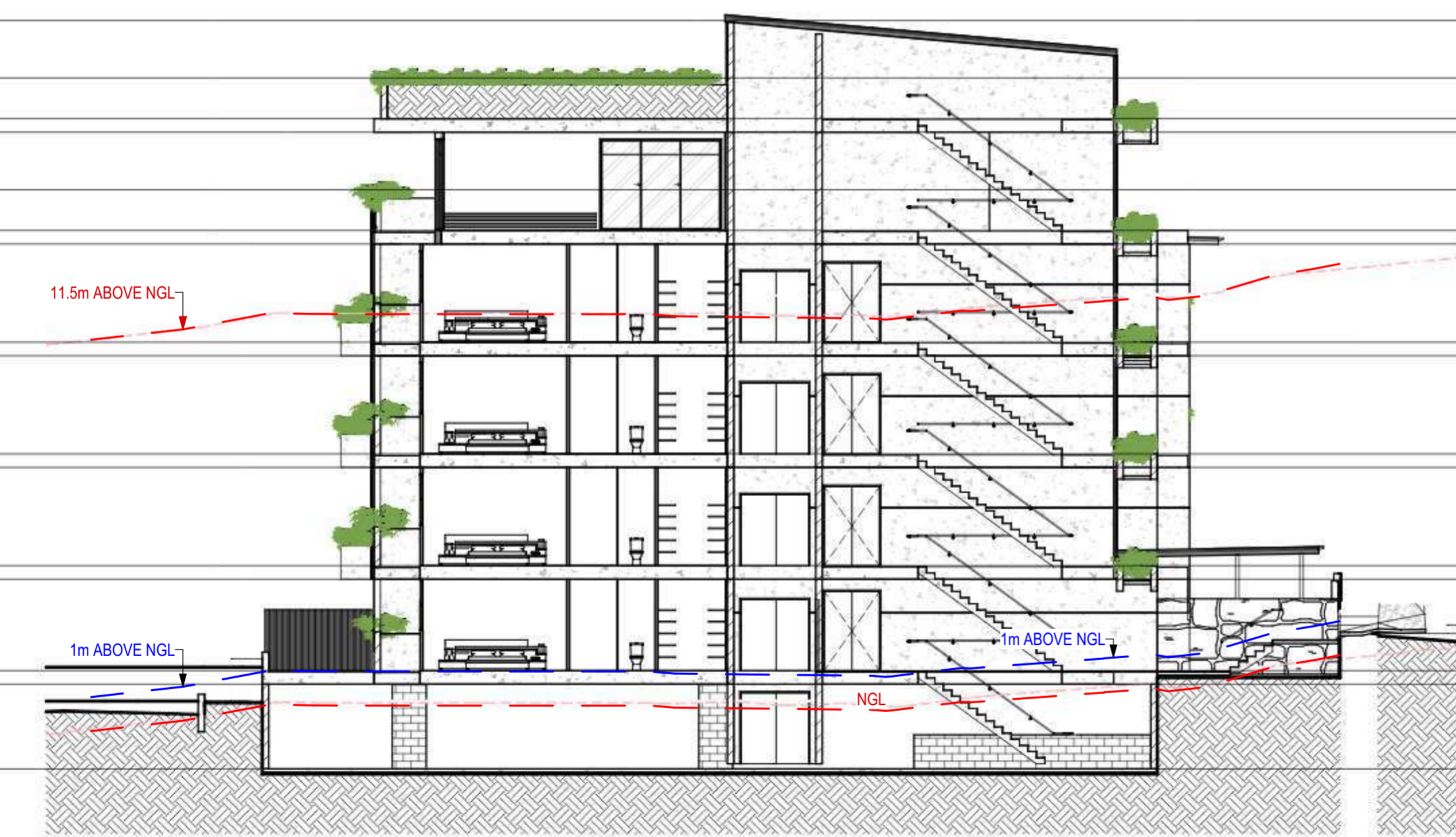
"Original design documentation and design intent were prepared by Crea8ive Design.

Use and amendment of the original drawings has been authorised by the Client under licence/deed from Crea8ive Design. JGI Studio has been engaged solely to amend and update the drawings in relation to the Development Application RFI response. Any amendments or additional information prepared by JGI Studio are limited to the RFI response only and are based on information provided by others.

JGI does not accept responsibility for the original design, documentation, or information prepared by others."

Overall Height
27100

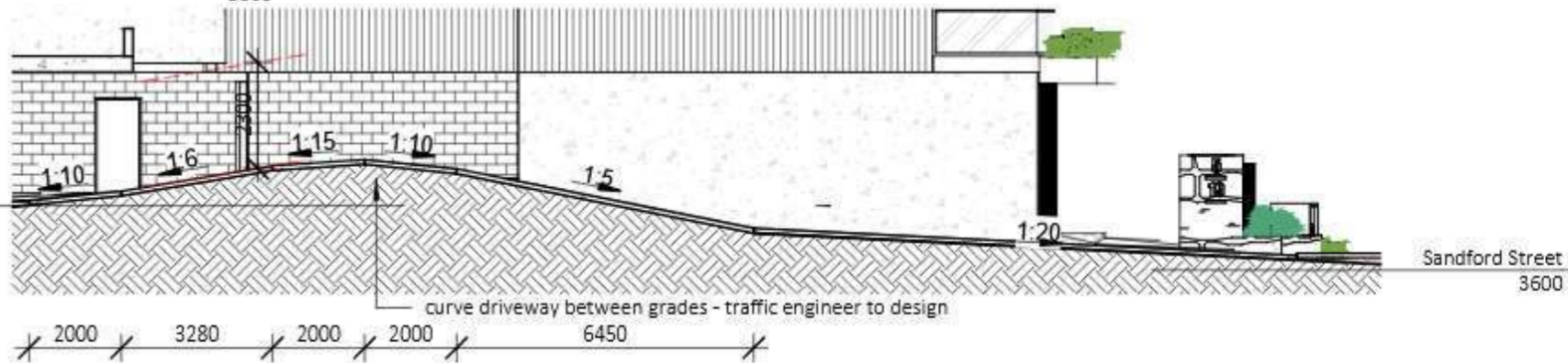
Level 6 Pool Line SFS 25400
 Level 6 24200
 Level 5 Ceiling SFS 23800
 Level 5 Pool Line SFS 22100
 Level 5 20900
 Level 4 Ceiling SFS 20500
 Level 4 17600
 Level 3 Ceiling SFS 17200
 Level 3 14300
 Level 2 Ceiling SFS 13900
 Level 2 11000
 Level 1 Ceiling 10600
 Level 1 7900
 Basement Level Ceiling 7500
 Basement Level 5000



Section D-D
1:150

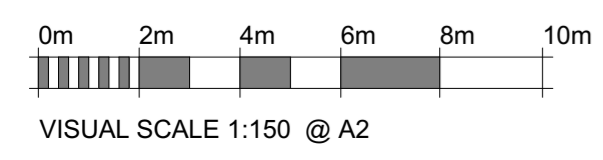
Overall Height
27100

Level 6 Pool Line SFS 25400
 Level 6 24200
 Level 5 Ceiling SFS 23800
 Level 5 Pool Line SFS 22100
 Level 5 20900
 Level 4 Ceiling SFS 20500
 Level 4 17600
 Level 3 Ceiling SFS 17200
 Level 3 14300
 Level 2 Ceiling SFS 13900
 Level 2 11000
 Level 1 Ceiling 10600
 Level 1 7900
 Basement Level Ceiling 7500
 Basement Level 5000



Section E-E
1:150

DA ISSUE



DATE	DESCRIPTION	REV
08.06.26	Concil RFI	L4
01.06.26	Concil RFI	L3
21.05.26	Concil RFI	L2
21.05.26	Concil RFI	L
17.10.25	Traffic RFI	K
02.10.25	Traffic RFI	J
16.07.25	Further Adjustments	I

NOTES

NOT FOR CONSTRUCTION PURPOSES UNLESS STAMPED FOR CONSTRUCTION. VERIFY DIMENSIONS AND LEVELS ON SITE BEFORE SETTING OUT. USE WRITTEN DIMENSIONS ONLY. DO NOT SCALE. REFER TO FIGURED DIMENSIONS IN MM UNLESS STATED OTHERWISE. DOCUMENTATION TO BE READ IN CONJUNCTION WITH CONSULTANT DRAWINGS, SPECIFICATIONS & OTHER DRAWINGS. MAY NOT BE USED OR COPIED WITH OUT EXPRESS PERMISSION.

THIS DRAWING IS AN UNCONTROLLED COPY, UNLESS NOTED OTHERWISE

JGI studio

JGI STUDIO PTY LTD
 P.O. BOX 3166
 info@jgistudio.com.au
 ABN : 1665 0463 442
 WWW.JGISTUDIO.COM.AU

PROJECT
 65 Sandford Street & 50 Sir Fred
 Schonell Drive ST LUCIA QLD 4067

DRAWING TITLE
Sections

SCALE AT A2
 1:150

JOB NO.
 0129DC

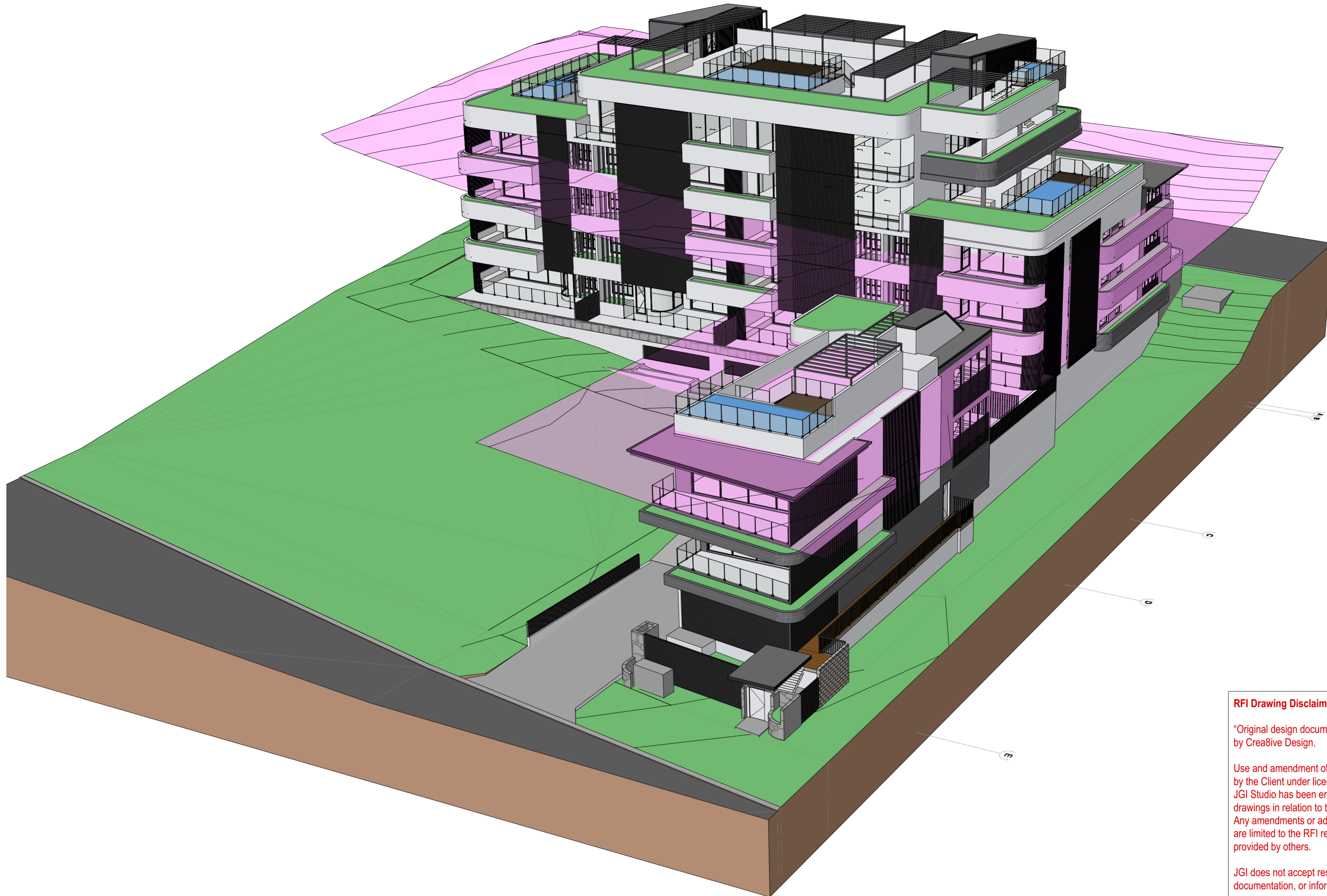
DRAWN
 DA-12

CHECKED

APPROVED
 L4

ISSUE

BCC DS
 RECEIVED
 12/06/2026
 APPLICATION REF
 A00662427



RFI Drawing Disclaimer

"Original design documentation and design intent were prepared by Crea8ive Design.

Use and amendment of the original drawings has been authorised by the Client under licence/deed from Crea8ive Design. JGI Studio has been engaged solely to amend and update the drawings in relation to the Development Application RFI response. Any amendments or additional information prepared by JGI Studio are limited to the RFI response only and are based on information provided by others.

JGI does not accept responsibility for the original design, documentation, or information prepared by others."

DA ISSUE

DATE	DESCRIPTION	REV
08.06.26	Concil RFI	L4
01.06.26	Concil RFI	L3
21.05.26	Concil RFI	L2
21.05.26	Concil RFI	L
17.10.25	Traffic RFI	K
02.10.25	Traffic RFI	J
16.07.25	Further Adjustments	I

NOTES
 NOT FOR CONSTRUCTION PURPOSES UNLESS STAMPED FOR CONSTRUCTION. VERIFY DIMENSIONS AND LEVELS ON SITE BEFORE SETTING OUT. USE WRITTEN DIMENSIONS ONLY. DO NOT SCALE. REFER TO FIGURED DIMENSIONS IN MM UNLESS STATED OTHERWISE. DOCUMENTATION TO BE READ IN CONJUNCTION WITH CONSULTANT DRAWINGS, SPECIFICATIONS & OTHER DRAWINGS. MAY NOT BE USED OR COPIED WITH OUT EXPRESS PERMISSION.

THIS DRAWING IS AN UNCONTROLLED COPY, UNLESS NOTED OTHERWISE



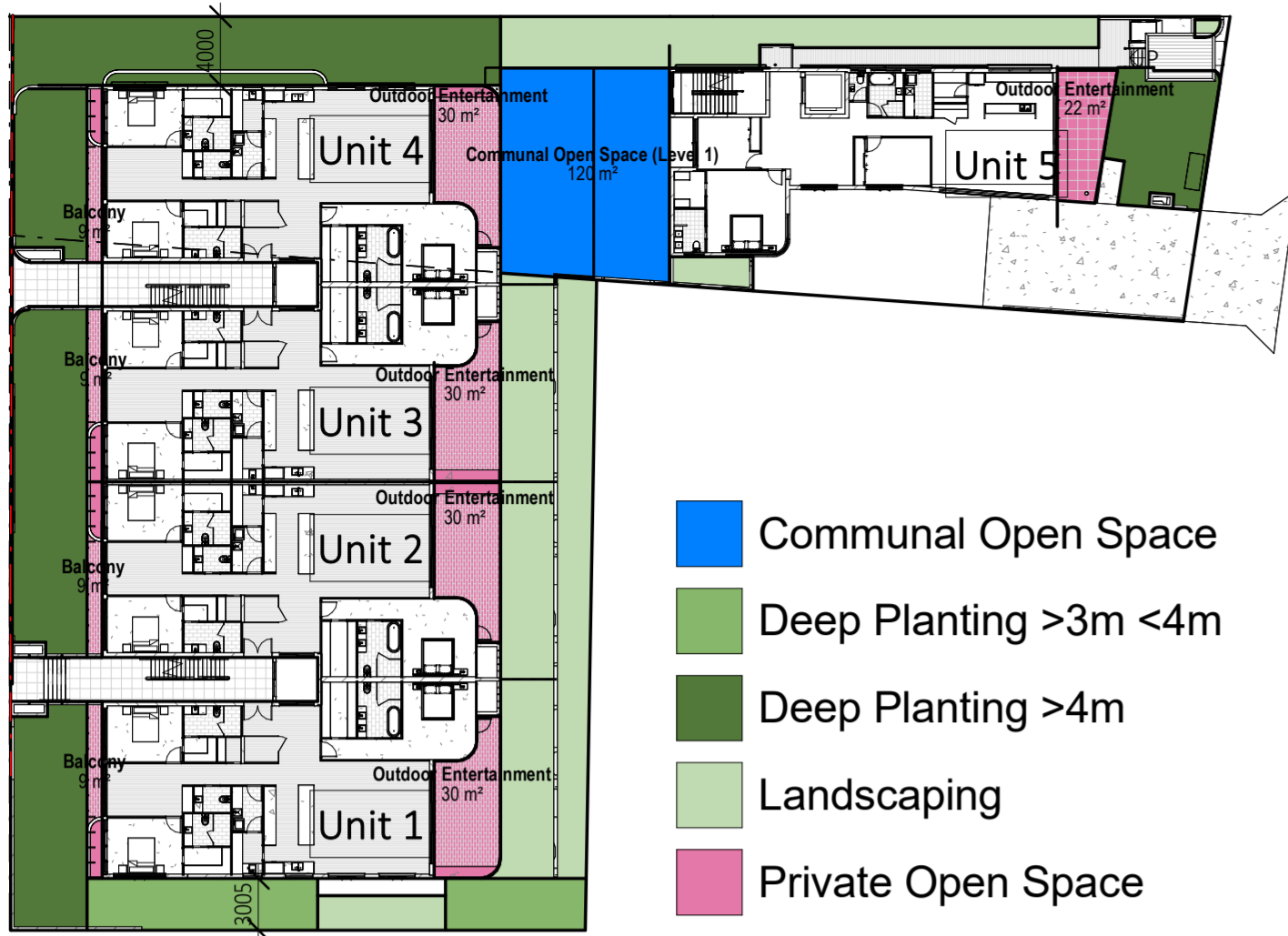
PROJECT
 65 Sandford Street & 50 Sir Fred
 Schonell Drive ST LUCIA QLD 4067

DRAWING TITLE
11.5m Building Height

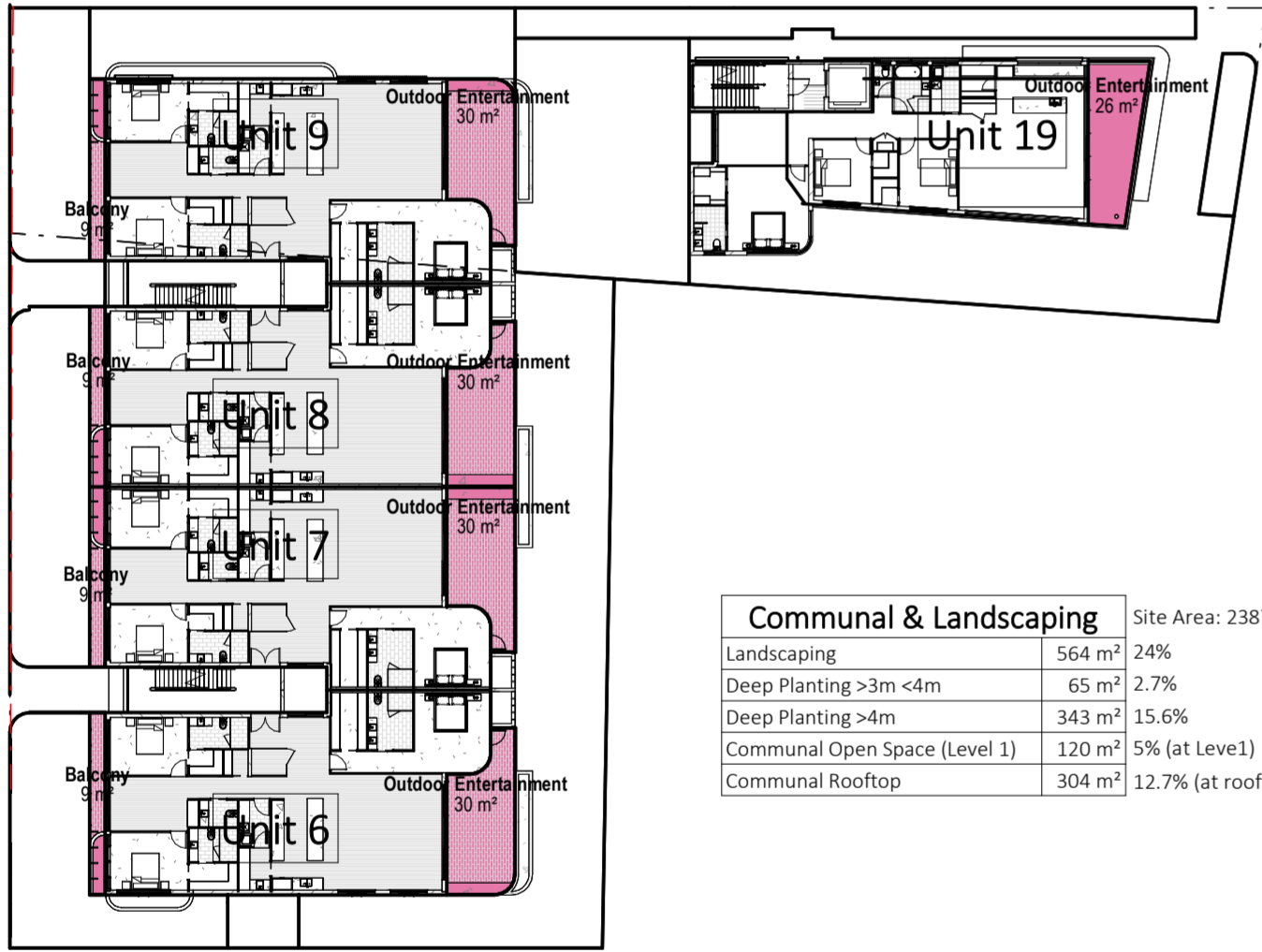
SCALE AT A2	DRAWN	CHECKED	APPROVED

JOB NO.	DRAWING NUMBER	ISSUE
0129DC	DA-13	L4



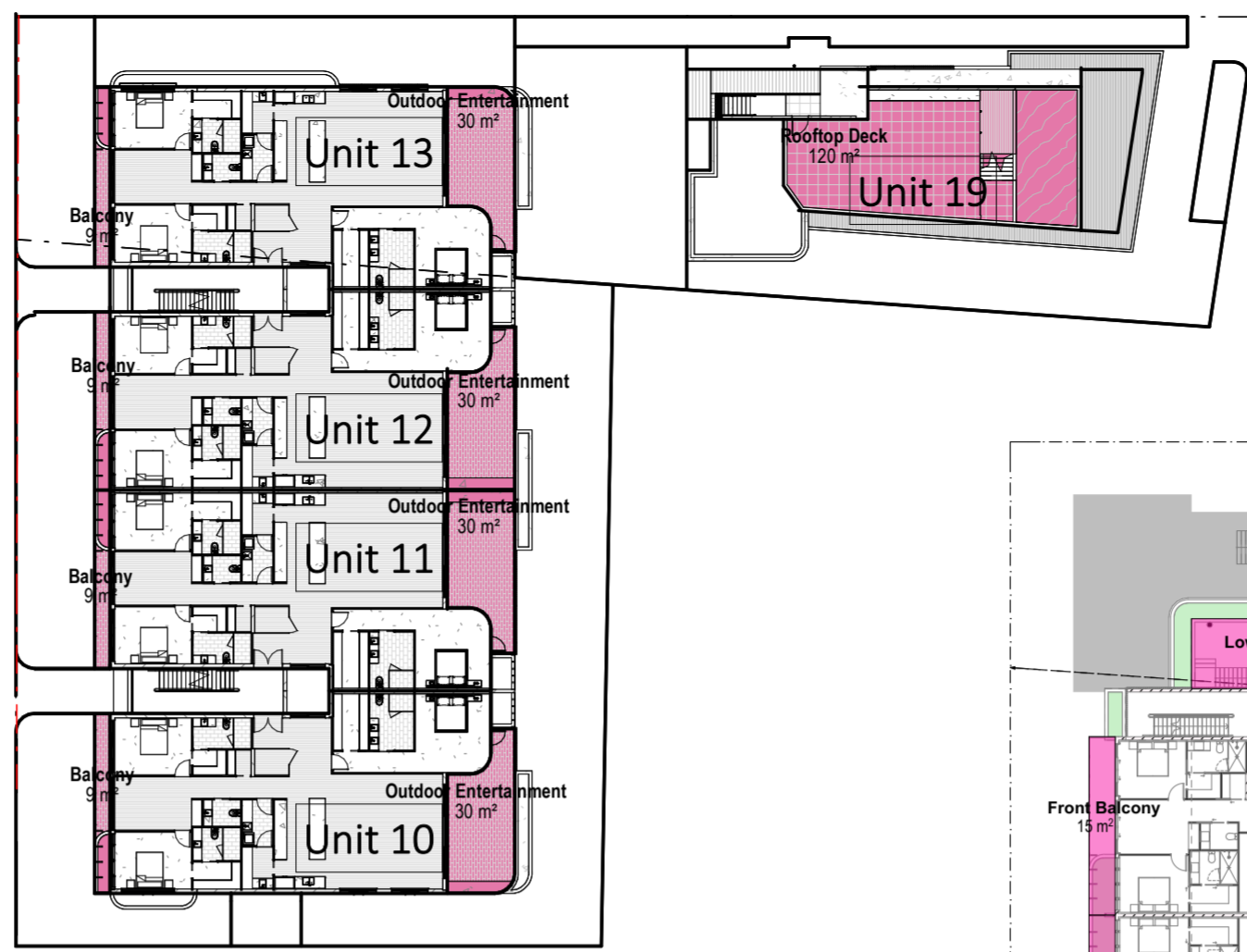


Level 1
1 : 400

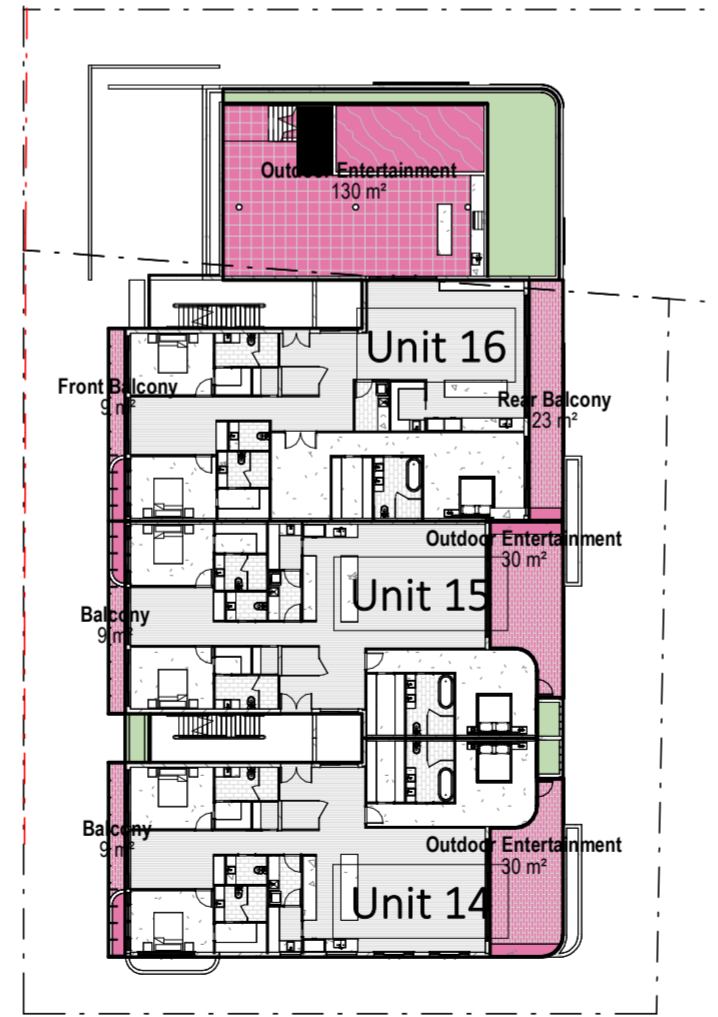


Level 2
1 : 400

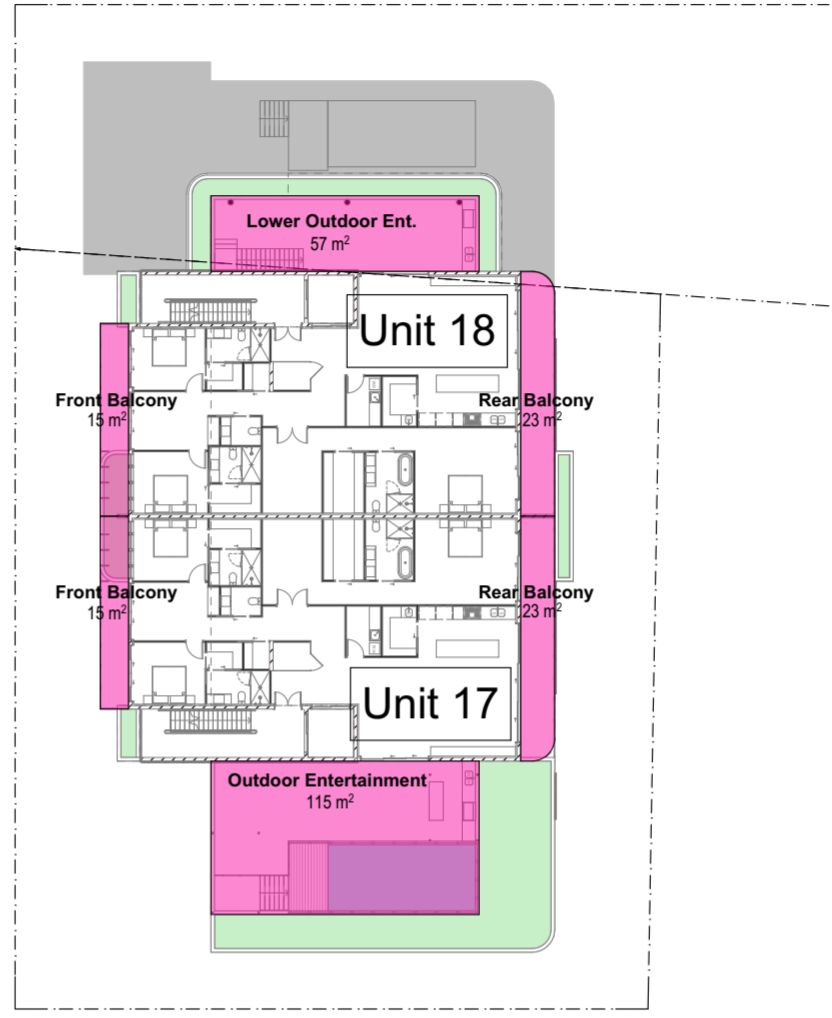
Communal & Landscaping		Site Area: 2387m ²
Landscaping	564 m ²	24%
Deep Planting >3m <4m	65 m ²	2.7%
Deep Planting >4m	343 m ²	15.6%
Communal Open Space (Level 1)	120 m ²	5% (at Level1)
Communal Rooftop	304 m ²	12.7% (at rooftop)



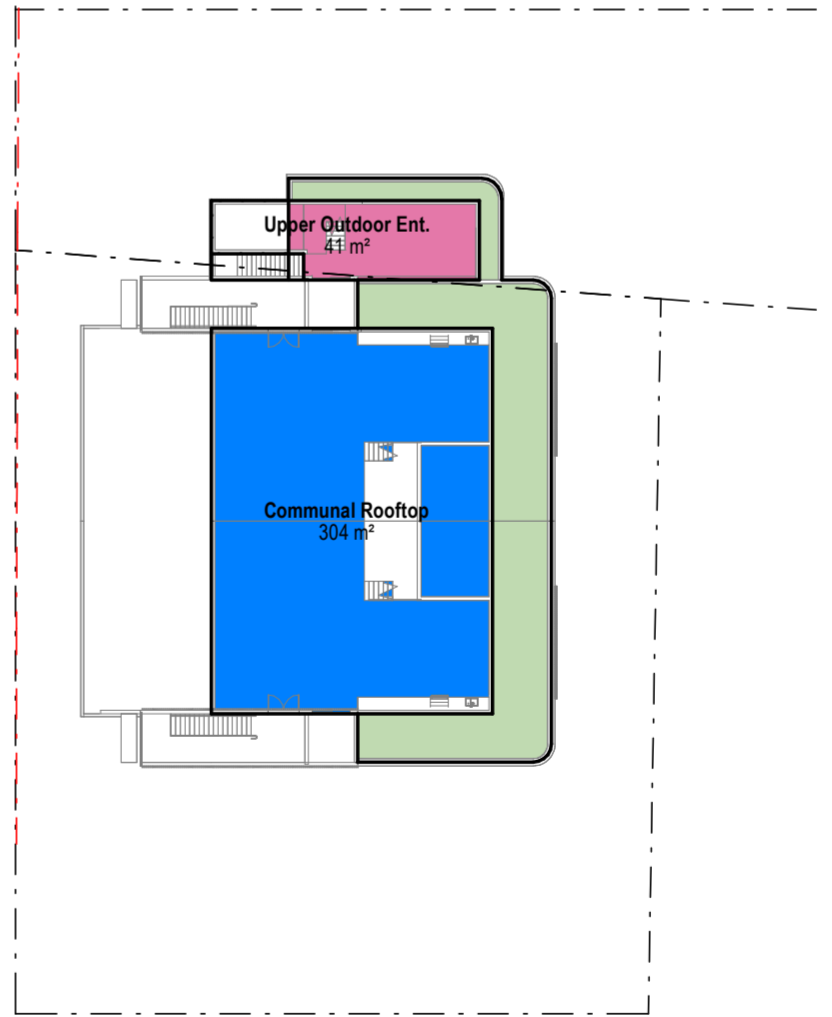
Level 3
1 : 400



Level 4
1 : 400

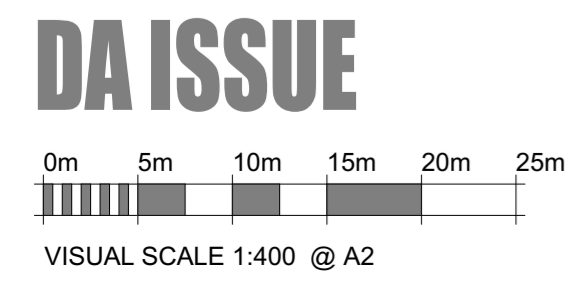


Level 5
1 : 400



Level 6
1 : 400

Private Open Space		Private Open Space	
Unit 1		Unit 12	
Balcony	9 m ²	Balcony	9 m ²
Outdoor Entertainment	30 m ²	Outdoor Entertainment	30 m ²
	39 m ²		39 m ²
Unit 2		Unit 13	
Balcony	9 m ²	Balcony	9 m ²
Outdoor Entertainment	30 m ²	Outdoor Entertainment	30 m ²
	39 m ²		39 m ²
Unit 3		Unit 14	
Balcony	9 m ²	Balcony	9 m ²
Outdoor Entertainment	30 m ²	Outdoor Entertainment	30 m ²
	39 m ²		39 m ²
Unit 4		Unit 15	
Balcony	9 m ²	Balcony	9 m ²
Outdoor Entertainment	30 m ²	Outdoor Entertainment	30 m ²
	39 m ²		39 m ²
Unit 5 (Type A1)		Unit 16	
Outdoor Entertainment	22 m ²	Front Balcony	9 m ²
	22 m ²	Outdoor Entertainment	130 m ²
Unit 6		Rear Balcony	23 m ²
Balcony	9 m ²		162 m ²
Outdoor Entertainment	30 m ²	Unit 17	
	39 m ²	Front Balcony	15 m ²
Unit 7		Outdoor Entertainment	115 m ²
Balcony	9 m ²	Rear Balcony	23 m ²
Outdoor Entertainment	30 m ²		162 m ²
	39 m ²	Unit 18	
Unit 8		Front Balcony	15 m ²
Balcony	9 m ²	Lower Outdoor Ent.	57 m ²
Outdoor Entertainment	30 m ²	Rear Balcony	23 m ²
	39 m ²	Upper Outdoor Ent.	41 m ²
Unit 9			130 m ²
Balcony	9 m ²	Unit 19 (Type A2)	
Outdoor Entertainment	30 m ²	Outdoor Entertainment	26 m ²
	39 m ²	Rooftop Deck	120 m ²
Unit 10			146 m ²
Balcony	9 m ²		
Outdoor Entertainment	30 m ²		
	39 m ²		
Unit 11			
Balcony	9 m ²		
Outdoor Entertainment	30 m ²		
	39 m ²		



DATE	DESCRIPTION	REV
08.06.26	Concil RFI	L4
01.06.26	Concil RFI	L3
21.05.26	Concil RFI	L2
21.05.26	Concil RFI	L
17.10.25	Traffic RFI	K
02.10.25	Traffic RFI	J
16.07.25	Further Adjustments	I

NOTES
 NOT FOR CONSTRUCTION PURPOSES UNLESS STAMPED FOR CONSTRUCTION. VERIFY DIMENSIONS AND LEVELS ON SITE BEFORE SETTING OUT. USE WRITTEN DIMENSIONS ONLY. DO NOT SCALE. REFER TO FIGURED DIMENSIONS IN MM UNLESS STATED OTHERWISE. DOCUMENTATION TO BE READ IN CONJUNCTION WITH CONSULTANT DRAWINGS, SPECIFICATIONS & OTHER DRAWINGS. MAY NOT BE USED OR COPIED WITH OUT EXPRESS PERMISSION.

THIS DRAWING IS AN UNCONTROLLED COPY, UNLESS NOTED OTHERWISE



PROJECT
 65 Sandford Street & 50 Sir Fred
 Schonell Drive ST LUCIA QLD 4067


DRAWING TITLE		
Open Space		
SCALE AT A2 1:400	DRAWN	CHECKED
JOB NO. 0129DC	DRAWING NUMBER DA-14	APPROVED
		ISSUE L4

RFI Drawing Disclaimer

"Original design documentation and design intent were prepared by Crea8ive Design.

Use and amendment of the original drawings has been authorised by the Client under licence/deed from Crea8ive Design. JGI Studio has been engaged solely to amend and update the drawings in relation to the Development Application RFI response. Any amendments or additional information prepared by JGI Studio are limited to the RFI response only and are based on information provided by others.

JGI does not accept responsibility for the original design, documentation, or information prepared by others."




RFI Drawing Disclaimer

"Original design documentation and design intent were prepared by Crea8ive Design.

Use and amendment of the original drawings has been authorised by the Client under licence/deed from Crea8ive Design. JGI Studio has been engaged solely to amend and update the drawings in relation to the Development Application RFI response. Any amendments or additional information prepared by JGI Studio are limited to the RFI response only and are based on information provided by others.

JGI does not accept responsibility for the original design, documentation, or information prepared by others.

Streetscape Sir Fred Schonell Drive



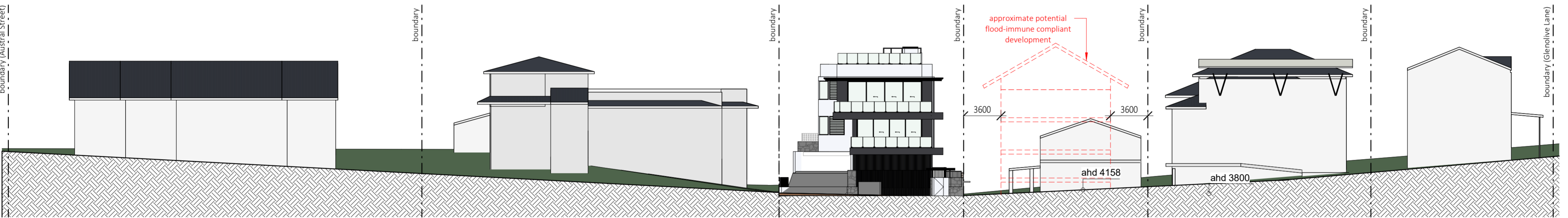
42 Sir Fred Schonell
3-storey
Multi-Unit Dwelling

59 Sandford
2-storey
Multi-Unit Dwelling

65 Sandford & 50 Sir Fred Schonell
Subject Site

2 Austral Street
High-Set Timber House

Streetscape Sandford Street



77 Sandford
3-4-storey
Multi-Unit Dwelling

77 Sandford
3-4-storey
Multi-Unit Dwelling

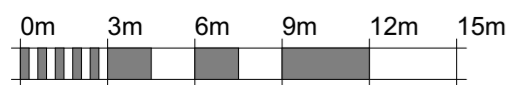
65 Sandford
Subject Site

59 Sandford
2-storey
Multi-Unit Dwelling

55-57 Sandford
4-storey
Multi-Unit Dwelling

53 Sandford
3-storey
Multi-Unit Dwelling

DA ISSUE



VISUAL SCALE 1:260 @ A2

DATE	DESCRIPTION	REV
08.06.26	Concil RFI	L4
01.06.26	Concil RFI	L3
21.05.26	Concil RFI	L2
21.05.26	Concil RFI	L
17.10.25	Traffic RFI	K
02.10.25	Traffic RFI	J
16.07.25	Further Adjustments	I

NOTES
NOT FOR CONSTRUCTION PURPOSES UNLESS STAMPED FOR CONSTRUCTION. VERIFY DIMENSIONS AND LEVELS ON SITE BEFORE SETTING OUT. USE WRITTEN DIMENSIONS ONLY. DO NOT SCALE. REFER TO FIGURED DIMENSIONS IN MM UNLESS STATED OTHERWISE. DOCUMENTATION TO BE READ IN CONJUNCTION WITH CONSULTANT DRAWINGS, SPECIFICATIONS & OTHER DRAWINGS. MAY NOT BE USED OR COPIED WITH OUT EXPRESS PERMISSION.

THIS DRAWING IS AN UNCONTROLLED COPY, UNLESS NOTED OTHERWISE



PROJECT
65 Sandford Street & 50 Sir Fred Schonell Drive ST LUCIA QLD 4067



DRAWING TITLE	SCALE AT A2	DRAWN	CHECKED	APPROVED
Streetscapes	1:260			
JOB NO. 0129DC	DRAWING NUMBER DA-15			ISSUE L4

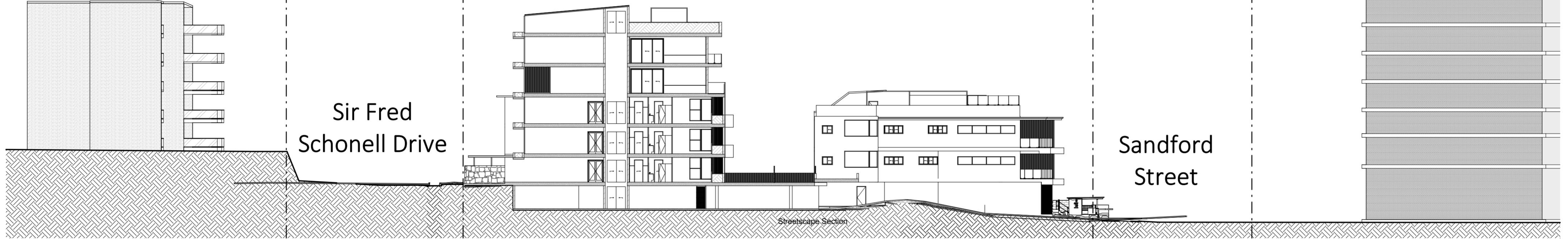
56 Bellevue
5-storey
Multi-Unit Dwelling

Sir Fred
Schonell Drive

Subject Site (65 Sandford & 50 Sir Fred Schonell)

Sandford
Street

72 Sandford
13-storey
Multi-Unit Dwelling



Streetscape Section
1 : 300

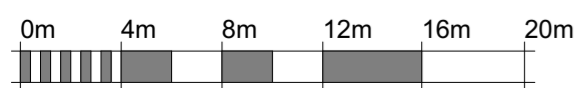
RFI Drawing Disclaimer

"Original design documentation and design intent were prepared by Crea8ive Design.

Use and amendment of the original drawings has been authorised by the Client under licence/deed from Crea8ive Design. JGI Studio has been engaged solely to amend and update the drawings in relation to the Development Application RFI response. Any amendments or additional information prepared by JGI Studio are limited to the RFI response only and are based on information provided by others.

JGI does not accept responsibility for the original design, documentation, or information prepared by others."

DA ISSUE



VISUAL SCALE 1:300 @ A2

DATE	DESCRIPTION
08.06.26	Concil RFI
01.06.26	Concil RFI
21.05.26	Concil RFI
21.05.26	Concil RFI
17.10.25	Traffic RFI
02.10.25	Traffic RFI
16.07.25	Further Adjustments

REV
L4
L3
L2
L
K
J
I

NOTES

NOT FOR CONSTRUCTION PURPOSES UNLESS STAMPED FOR CONSTRUCTION. VERIFY DIMENSIONS AND LEVELS ON SITE BEFORE SETTING OUT. USE WRITTEN DIMENSIONS ONLY. DO NOT SCALE. REFER TO FIGURED DIMENSIONS IN MM UNLESS STATED OTHERWISE. DOCUMENTATION TO BE READ IN CONJUNCTION WITH CONSULTANT DRAWINGS, SPECIFICATIONS & OTHER DRAWINGS. MAY NOT BE USED OR COPIED WITH OUT EXPRESS PERMISSION.

THIS DRAWING IS AN UNCONTROLLED COPY. UNLESS NOTED OTHERWISE

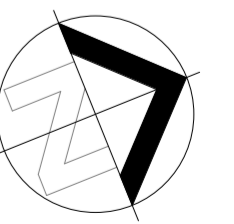


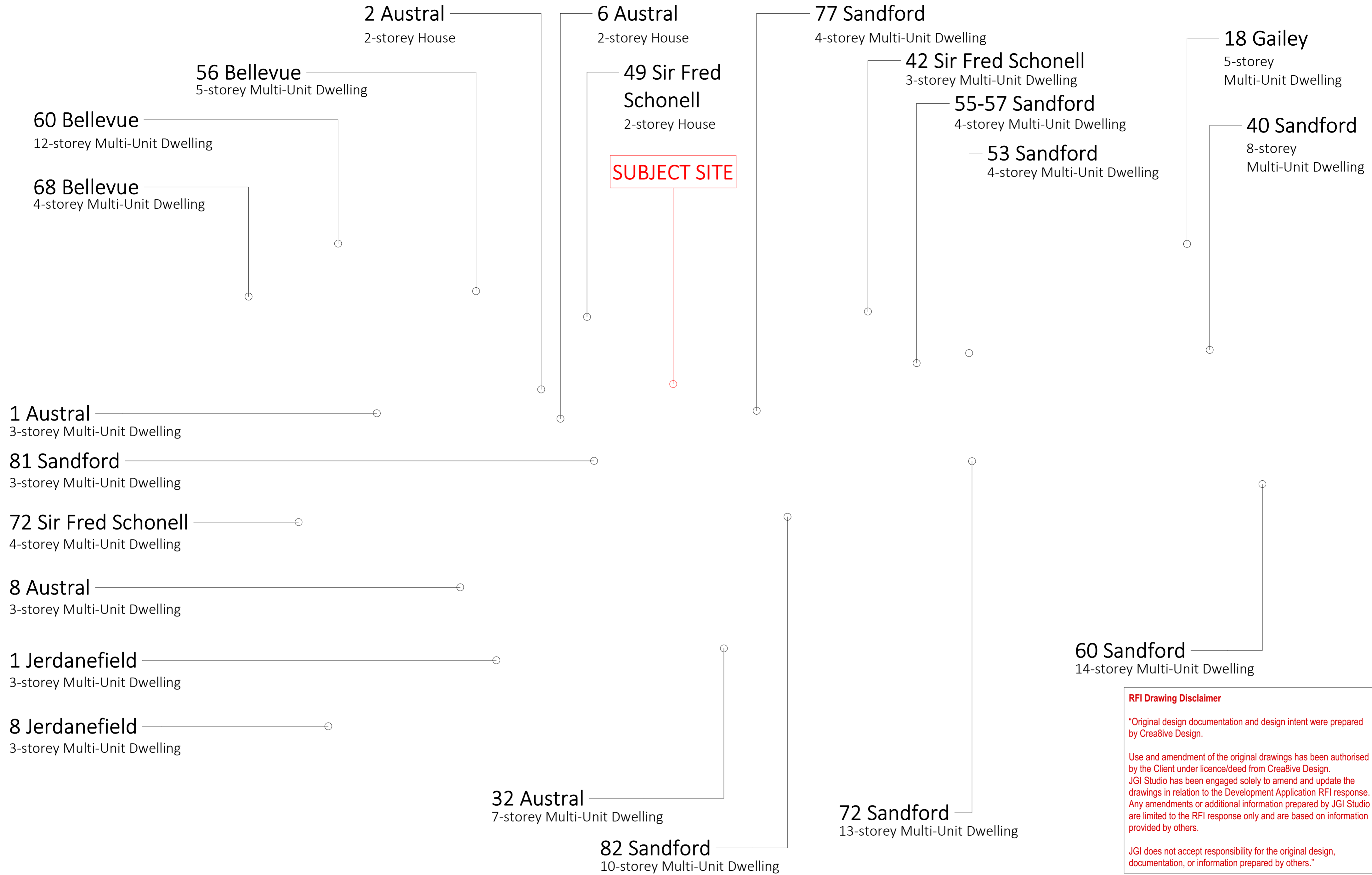
PROJECT
65 Sandford Street & 50 Sir Fred
Schonell Drive ST LUCIA QLD 4067



DRAWING TITLE
Streetscape Section

SCALE AT A2	DRAWN	CHECKED	APPROVED
1:300			
JOB NO.	DRAWING NUMBER	ISSUE	
0129DC	DA-16	L4	





SUBJECT SITE

RFI Drawing Disclaimer

"Original design documentation and design intent were prepared by Crea8ive Design.

Use and amendment of the original drawings has been authorised by the Client under licence/deed from Crea8ive Design. JGI Studio has been engaged solely to amend and update the drawings in relation to the Development Application RFI response. Any amendments or additional information prepared by JGI Studio are limited to the RFI response only and are based on information provided by others.

JGI does not accept responsibility for the original design, documentation, or information prepared by others."

DA ISSUE

DATE	DESCRIPTION	REV
08.06.26	Concil RFI	L4
01.06.26	Concil RFI	L3
21.05.26	Concil RFI	L2
21.05.26	Concil RFI	L
17.10.25	Traffic RFI	K
02.10.25	Traffic RFI	J
16.07.25	Further Adjustments	I

NOTES
 NOT FOR CONSTRUCTION PURPOSES UNLESS STAMPED FOR CONSTRUCTION. VERIFY DIMENSIONS AND LEVELS ON SITE BEFORE SETTING OUT. USE WRITTEN DIMENSIONS ONLY. DO NOT SCALE. REFER TO FIGURED DIMENSIONS IN MM UNLESS STATED OTHERWISE. DOCUMENTATION TO BE READ IN CONJUNCTION WITH CONSULTANT DRAWINGS, SPECIFICATIONS & OTHER DRAWINGS. MAY NOT BE USED OR COPIED WITH OUT EXPRESS PERMISSION.

THIS DRAWING IS AN UNCONTROLLED COPY, UNLESS NOTED OTHERWISE



JGI STUDIO PTY LTD
 P.O. BOX 3166
 info@jgistudio.com.au
 ABN : 1665 0463 442
 WWW.JGISTUDIO.COM.AU

PROJECT
 65 Sandford Street & 50 Sir Fred
 Schonell Drive ST LUCIA QLD 4067

BCC DS
 RECEIVED
 12/06/2026
 APPLICATION REF
 A008682427

DRAWING TITLE			
3D Locality Plan			
SCALE AT A2	DRAWN	CHECKED	APPROVED
JOB NO. 0129DC	DRAWING NUMBER DA-17	ISSUE L4	

RFI Drawing Disclaimer

"Original design documentation and design intent were prepared by Crea8ive Design.

Use and amendment of the original drawings has been authorised by the Client under licence/deed from Crea8ive Design. JGI Studio has been engaged solely to amend and update the drawings in relation to the Development Application RFI response. Any amendments or additional information prepared by JGI Studio are limited to the RFI response only and are based on information provided by others.

JGI does not accept responsibility for the original design, documentation, or information prepared by others."



Shadows Summer 9am
1 : 600

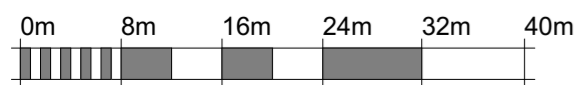


Shadows Summer 12pm
1 : 600



Shadows Summer 3pm
1 : 600

DA ISSUE



VISUAL SCALE 1:600 @ A2

DATE	DESCRIPTION
08.06.26	Concil RFI
01.06.26	Concil RFI
21.05.26	Concil RFI
21.05.26	Concil RFI
17.10.25	Traffic RFI
02.10.25	Traffic RFI
16.07.25	Further Adjustments

REV
L4
L3
L2
L
K
J
I

NOTES

NOT FOR CONSTRUCTION PURPOSES UNLESS STAMPED FOR CONSTRUCTION. VERIFY DIMENSIONS AND LEVELS ON SITE BEFORE SETTING OUT. USE WRITTEN DIMENSIONS ONLY. DO NOT SCALE. REFER TO FIGURED DIMENSIONS IN MM UNLESS STATED OTHERWISE. DOCUMENTATION TO BE READ IN CONJUNCTION WITH CONSULTANT DRAWINGS, SPECIFICATIONS & OTHER DRAWINGS. MAY NOT BE USED OR COPIED WITH OUT EXPRESS PERMISSION.

THIS DRAWING IS AN UNCONTROLLED COPY, UNLESS NOTED OTHERWISE



JGI STUDIO PTY LTD
P.O. BOX 3166
info@jgistudio.com.au
ABN : 1665 0463 442
WWW.JGISTUDIO.COM.AU


PROJECT

65 Sandford Street & 50 Sir Fred Schonell Drive ST LUCIA QLD 4067

DRAWING TITLE

Shadow Diagrams - Summer

SCALE AT A2	DRAWN	CHECKED	APPROVED
1:600			
JOB NO.	DRAWING NUMBER	ISSUE	
0129DC	DA-18	L4	



RFI Drawing Disclaimer

"Original design documentation and design intent were prepared by Crea8ive Design.

Use and amendment of the original drawings has been authorised by the Client under licence/deed from Crea8ive Design. JGI Studio has been engaged solely to amend and update the drawings in relation to the Development Application RFI response. Any amendments or additional information prepared by JGI Studio are limited to the RFI response only and are based on information provided by others.

JGI does not accept responsibility for the original design, documentation, or information prepared by others."



Shadows Winter 9am
1 : 600

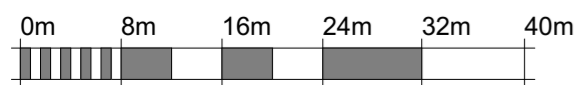


Shadows Winter 12pm
1 : 600



Shadows Winter 3pm
1 : 600

DA ISSUE



VISUAL SCALE 1:600 @ A2

DATE	DESCRIPTION
08.06.26	Concil RFI
01.06.26	Concil RFI
21.05.26	Concil RFI
21.05.26	Concil RFI
17.10.25	Traffic RFI
02.10.25	Traffic RFI
16.07.25	Further Adjustments

REV
L4
L3
L2
L
K
J
I

NOTES

NOT FOR CONSTRUCTION PURPOSES UNLESS STAMPED FOR CONSTRUCTION. VERIFY DIMENSIONS AND LEVELS ON SITE BEFORE SETTING OUT. USE WRITTEN DIMENSIONS ONLY. DO NOT SCALE. REFER TO FIGURED DIMENSIONS IN MM UNLESS STATED OTHERWISE. DOCUMENTATION TO BE READ IN CONJUNCTION WITH CONSULTANT DRAWINGS, SPECIFICATIONS & OTHER DRAWINGS. MAY NOT BE USED OR COPIED WITH OUT EXPRESS PERMISSION.

THIS DRAWING IS AN UNCONTROLLED COPY, UNLESS NOTED OTHERWISE



JGI STUDIO PTY LTD
P.O. BOX 3166
info@jgistudio.com.au
ABN : 1665 0463 442
WWW.JGISTUDIO.COM.AU

PROJECT

65 Sandford Street & 50 Sir Fred Schonell Drive ST LUCIA QLD 4067

DRAWING TITLE

Shadow Diagrams - Winter

SCALE AT A2	DRAWN	CHECKED	APPROVED
1:600			
JOB NO.	DRAWING NUMBER	ISSUE	
0129DC	DA-19	L4	

