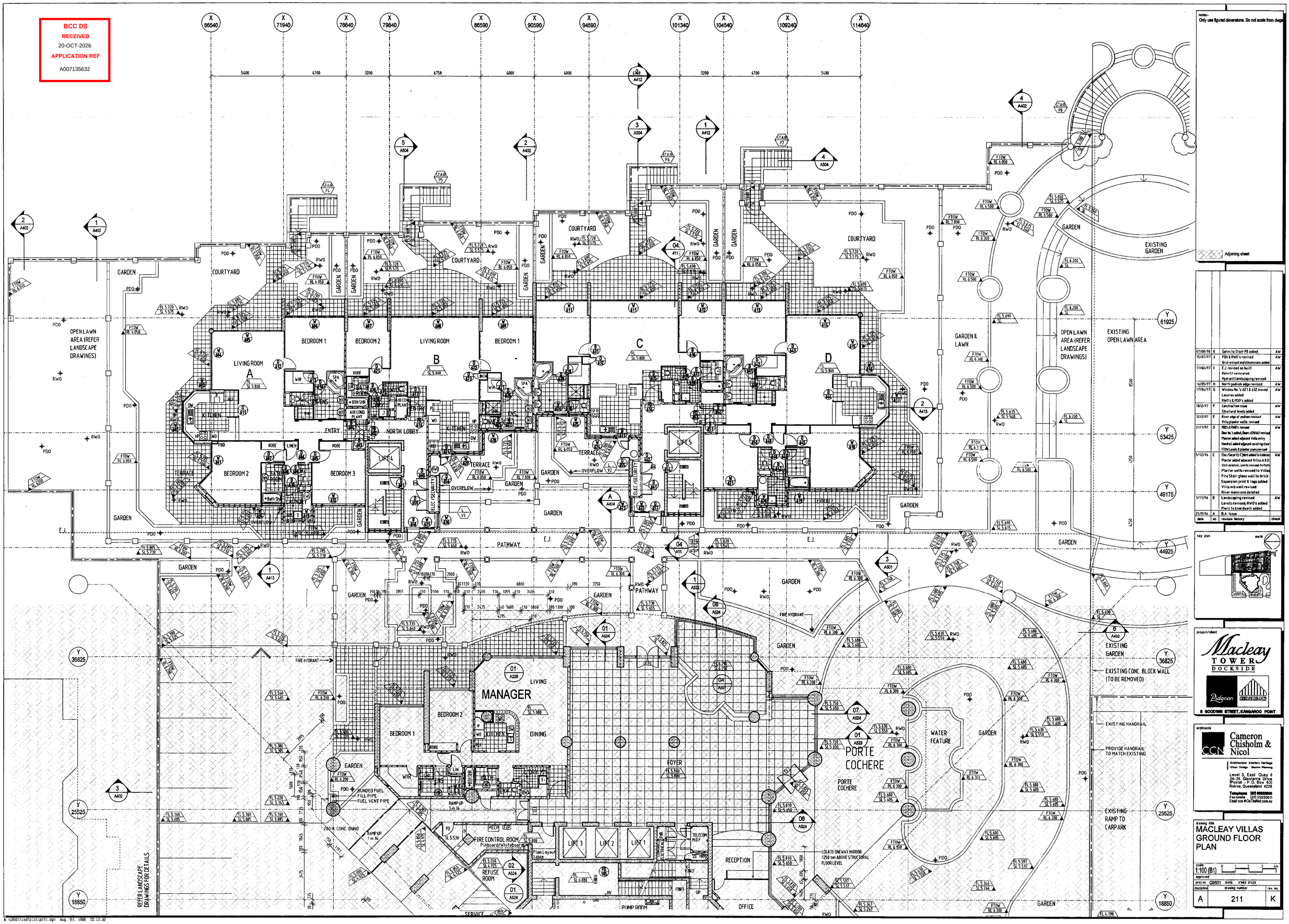

notes:-
Only use figured dimensions. Do not scale from dwgs

Adjoining sheet

date	no	revision history	check
07/08/98	K	Gates to Stair P8 added	AW
15/07/97	J	PDO & RWO's revised Grid revised and dimensions added	AW
11/06/97	I	E.J. revised as built Gate G1 relocated Hydrant/landscaping revised	AW
16/05/97	H	North podium edge revised	AW
17/04/97	G	Window No.'s 621 & 632 moved Louvres added RWO's & PDO's added	AW
18/2/97	F	Construction issue Structural levels added	AW
12/2/97	E	River edge of podium revised Villa planter walls revised	AW
31/1/97	D	PDO's & RWO's revised Door No.'s added, Doors 659/661 revised Planter added adjacent Villa entry Handrail added adjacent existing stair FTOW Levels & planter piers revised	AW
5/12/96	C	Elec./Security Cyber added to Lobbies Planter added adjacent Villas A & D Wall deleted, levels revised to Path Planter walls revised to Villas Fire Stair glass wall to brick Expansion joint & tags added Villa nib wall revised River mansions deleted	AW
1/11/96	B	Landscaping revised Levels revised, RWO's added Piers to boardwalk added	AW
25/9/96	A	B.A. Issue	

key plan

north

project/client

Macleay TOWER DOCKSIDE

Pidgeon GEORGE GROUP

8 GOODWIN STREET, KANGAROO POINT

architects

Cameron Chisholm & Nicol

Architecture Interiors Heritage
Urban Design Master Planning

Level 3, East Quay II
34-36 Glenferrie Drive
(Postal : P.O. Box 63)
Robina, Queensland 4226

Telephone (07) 55933600
Facsimile (07) 55930611
Email ccn@OnTheNet.com.au

drawing title

MACLEAY VILLAS GROUND FLOOR PLAN

scale 1:100 (B1)

approved

proj no Q9601 SHEETS STAGES SFILES

discipline	drawing number	rev no.
A	211	K

- Powder-coated aluminium-framed moveable shutters
- Shutter track inside balustrade and dripline on all balconies
- See shutter specification for more details

BCC DS
RECEIVED
20-OCT-2026
APPLICATION REF
A007135632

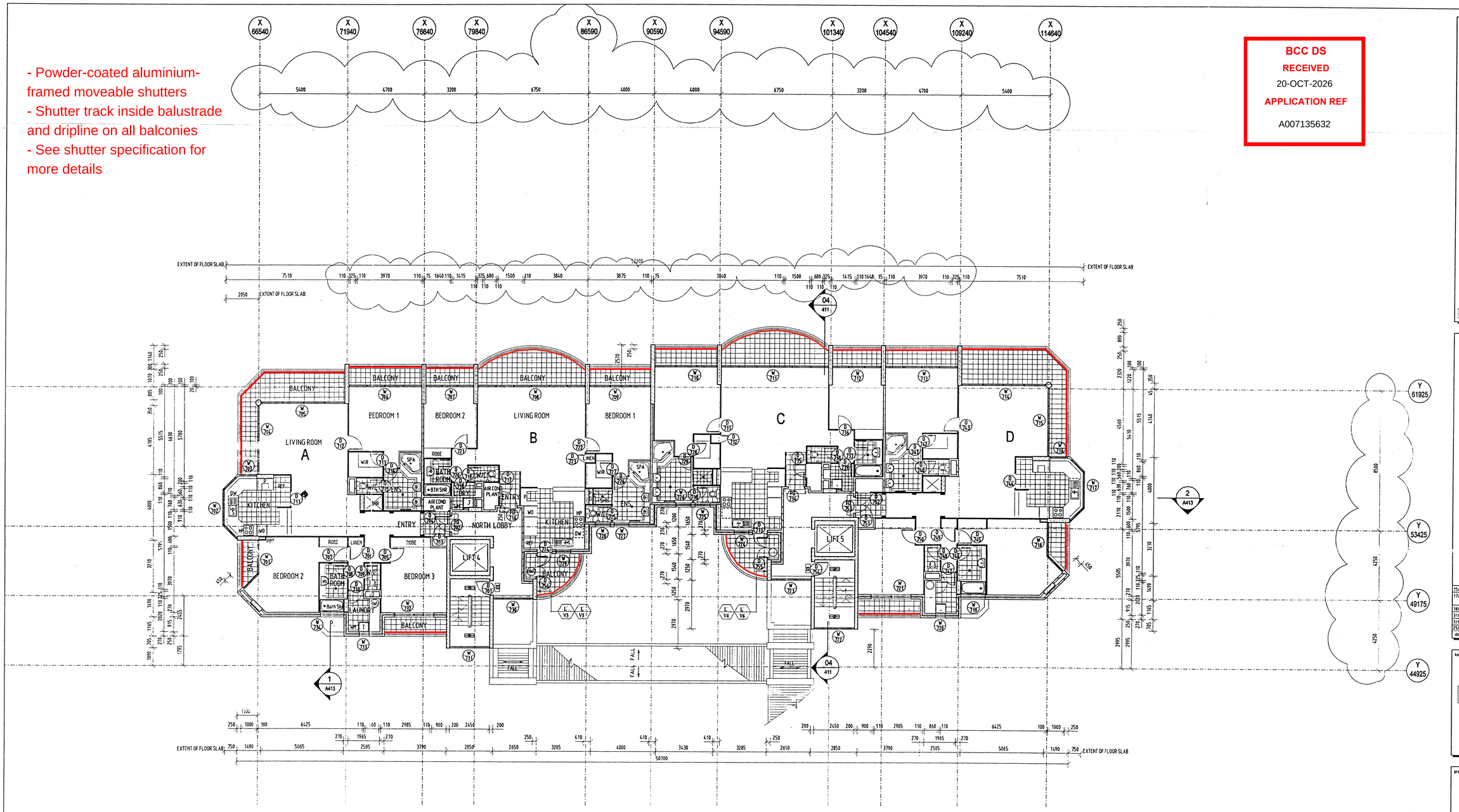

notes:-
Only use figured dimensions. Do not scale from dwgs

Adjoining sheet

date	no	revision history	check
15/06/97	E	Grid & dimensions revised	AW
17/04/97	D	Window No.'s 721 & 732 moved Louvre No.'s added	AW
18/02/97		Construction issue	AW
31/1/97	C	Roof plan revised, Door No.'s added	AW
7/11/96	B	Nib Wall To Villas Revised	AW
25/9/96	A	B.A. Issue	

key plan

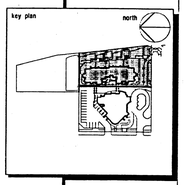

project/client

Macleay TOWER DOCKSIDE

Pidgeon GIRDIS GROUP

8 GOODWIN STREET, KANGAROO POINT

architects

Cameron Chisholm & Nicol
Architecture Interiors Heritage
Urban Design Master Planning
Level 3, East Quay II
34-36 Glenferrie Drive
(Postal : P.O. Box 63)
Robina, Queensland 4226
Telephone (07) 55933800
Facsimile (07) 55930611
Email ccn@OnTheNet.com.au

drawing title

MACLEAY VILLAS
TYPICAL FLOOR PLAN
LEVELS 1 & 2

scale 1:100 (B1) 0 1 2 3 4m

approved

proj no Q9601 STATES STAKES SPACES

discipline	drawing number	rev no.
A	212	E

n:\q9601\cad\p.ct\act2.dgn Jul. 15, 1997 10:06:14

WALL SHEETING

A. Wall sheeting generally shall be flushset plasterboard on adhesive daubs over blockwork or concrete, or glued mechanically fixed to metal studs.
B. Sheet bathroom and ensuite walls with flushset villaboard mechanically fixed to metal studs or furring channels over blockwork/ concrete.
C. Install furring channels behind wall sheeting to minimum extent shown dotted on plans, and otherwise as required to pack walls out to accommodate services and/or to rectify irregularities in substrate alignment.

SECURITY INSTALLATION

(Refer Security Consultant's Drawings)
- Infrared detector (on ceiling)
- Unit control panel
- Code panel
- Video / Intercom unit
- Duress button (under breakfast shelf unless noted otherwise)
- Data key access reader
- Audio submaster - Intercom callstation
- Access button
- Electric Strike
- Electronic dropbolt
- Reed magnetic door contact
- Home and Away keyswith
- Exit push button
- Video splitter

LEGEND OF FITTINGS (WET AREAS)

HTR	Hand Towel Ring
MV	Mixer Valve
RH	Robe Hook
SD	Soap Dish
SH	Shower Head
SP	Bath Spout
TR	600 mm long Towel Rail
TRH	Toilet Roll Holder
WD	Water Diverter

CEILING NOTES

A. All ceilings, unless noted otherwise shall be flush set plasterboard on suspended metal framing.
C. Kitchens shall have square set cornice.
D. All other cornices (unless noted otherwise) shall be 55mm standard Scotia profile.
E. Finish ceilings against aluminium joinery with casing beads (as noted for wall) unless defailed otherwise.
F. Comply with the requirements of the BCA regarding the installation of 30 STC rated ceilings (and duct walls) below (or around) pipework. General extent shown shaded on plans.
G. Stop cornices 150 mm short of window frame. Return end into wall.

CEILING LEGEND

TXPF	Textured paint finish over skim patch
FCHK	120/120/120 - 4 Layers 16mm Gyprock 'Fyrechek'
FSPB	Flushset plasterboard
EGPT	Exposed grid plasterboard
EGAT	Exposed grid acoustic tiles
NCUS	No ceiling unpainted soffit
NCPS	No ceiling painted soffit
ZL400	Height of finished ceiling soffit above finished floor level
	1200 x 600 tile infilled exposed grid suspended system as specified
	Selected chrome pllated luxalon ceiling
	1200 x 600 setout tile
	30 STC rated ceiling comprising 2 layers of 10mm plasterboard (flushset).
	30 STC rated comprimising of 13mm plasterboard lining to each side of the 64mm studs.
	45 STC rated comprimising of 13mm plasterboard lining to each side of the 64mm studs with 2/53 Dacron ISO infill insulation
	48 STC rated comprimising of 2 layers 13mm plasterboard lining to one side of the 64mm studs, with 1 layer 13mm plasterboard to other face with 50 mm fiberglass insulation 10 kg/mog las per Boral assembly system AS53
	Access panel in ceiling as specified - confirm location on site.
EJ	Expansion joint
FC	Villaboard sheeted concealed grid suspened flush jointed ceiling system with 10mm. exposed expansion joint

SERVICES LEGEND

- Air Conditioning supply air grille
- Air Conditioning return air grille.
- Mechanical ventilation exhaust grille.
- Smoke detector
- Sprinkler
- Evac. Speaker
- S.A.G. Supply air grille

LIGHTING LEGEND

- Wall mounted light
- Surface mounted downlight
- Recessed light fitting
- Sealed halogen downlight
- Fluorescent batten
- Fluorescent batten w/- emergency light fitting
- Emergency light fitting
- EX Emergency light exit sign
- Emergency light exit sign with directional arrows.
- External surface mounted light

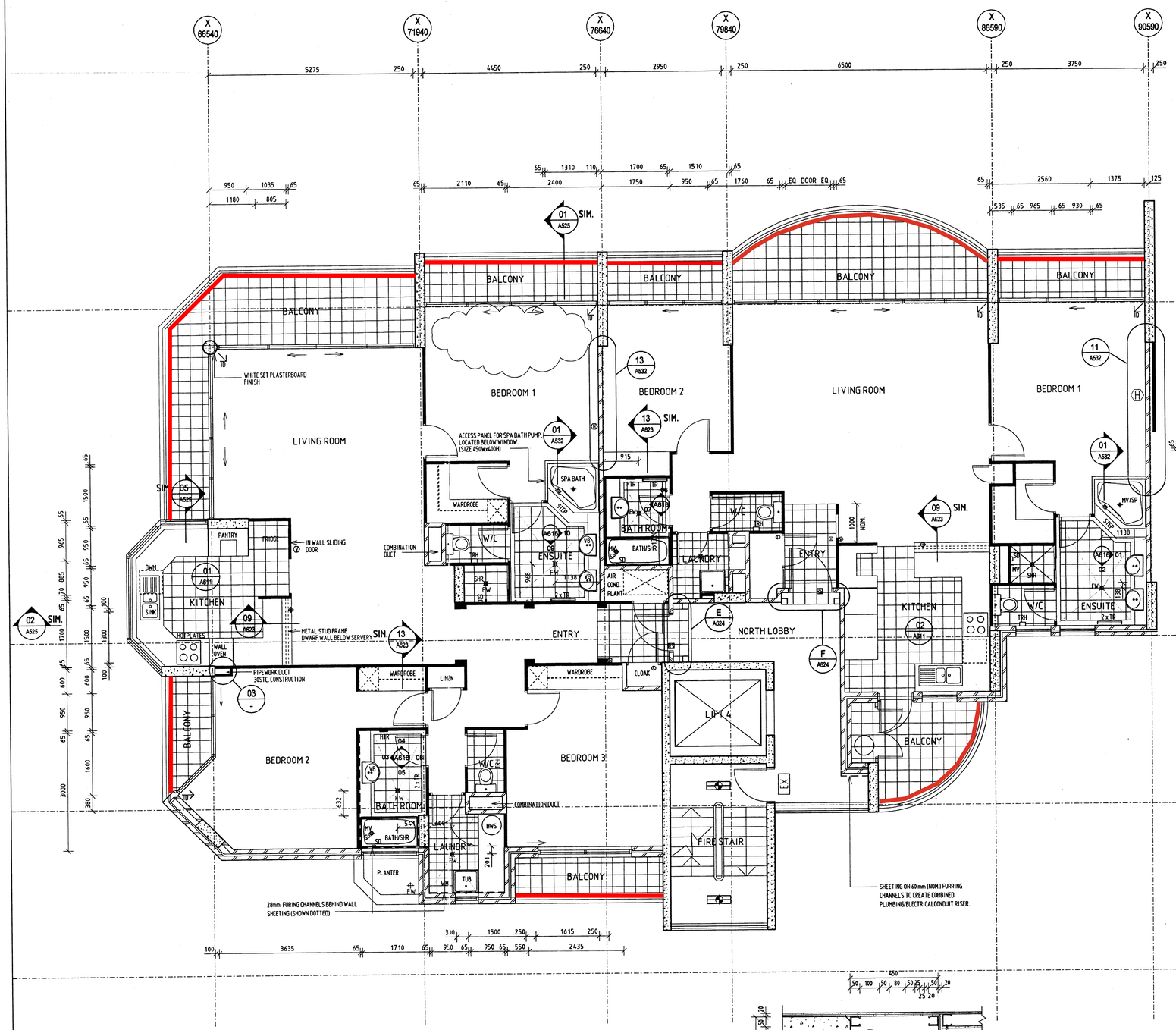

01 TYPICAL FLOOR PLAN

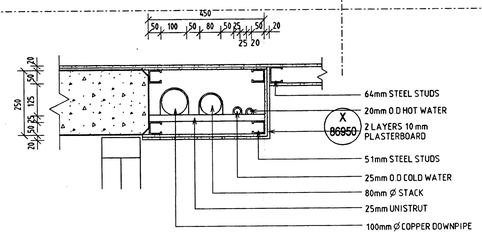

03 PLAN - VILLA A & D PIPEWORK DUCT
SCALE 1:10

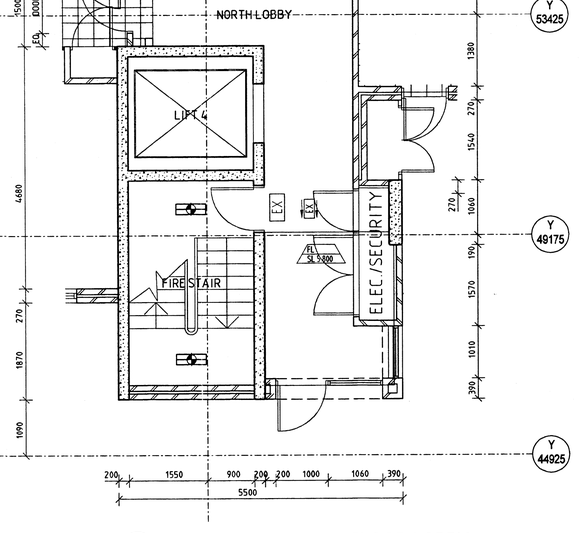

02 PART PLAN - GROUND FLOOR LOBBY

BCC DS
RECEIVED
20-OCT-2026
APPLICATION REF
A007135632

notes:-
Only use figured dimensions. Do not scale from drawing.

Adjoining sheet

date	no	revision history	check
07/08/98	G	Notes revised	AW
29/09/97	F	Dimensions revised	AW
16/09/97	E	Entry tile layout revised Setout dimensions added	AW
5/8/97	D	Notes and tag revised Service riser added Security locations revised Security notes added FW & tile layouts revised Plastering notes added	AW
17/06/97	C	Window to Bedroom 3 moved	AW
18/02/97	B	Construction issue Fittings revised	AW
5/12/96	A	Initial issue	AW

key plan — north

project/client
Macleay TOWER DOCKSIDE
Pidgeon GRIDIS GROUP
8 GOODWIN STREET, KANGAROO POINT

architects
CCN Cameron Chisholm & Nicol
Architecture Interiors Heritage Urban Design Master Planning
Level 3, East Quay II
34-36 Glenferrie Drive
(Postal : P.O. Box 83)
Robina, Queensland 4226
Telephone (07) 55530600
Facsimile (07) 55530611
Email con @CCNet.com.au

drawing title
MACLEAY VILLAS
DETAIL PLANS
VILLAS A & B
(VILLAS C & D MIRROR REVERSE)

scale 1:50 (B1) — 0 1 2m
approved
proj no Q9601 | STATE | STAGE | PHASE
discipline A | drawing number 214 | rev no. G

m:\q9601\cad\plot\a214.dgn Aug. 07, 1998 15:56:53

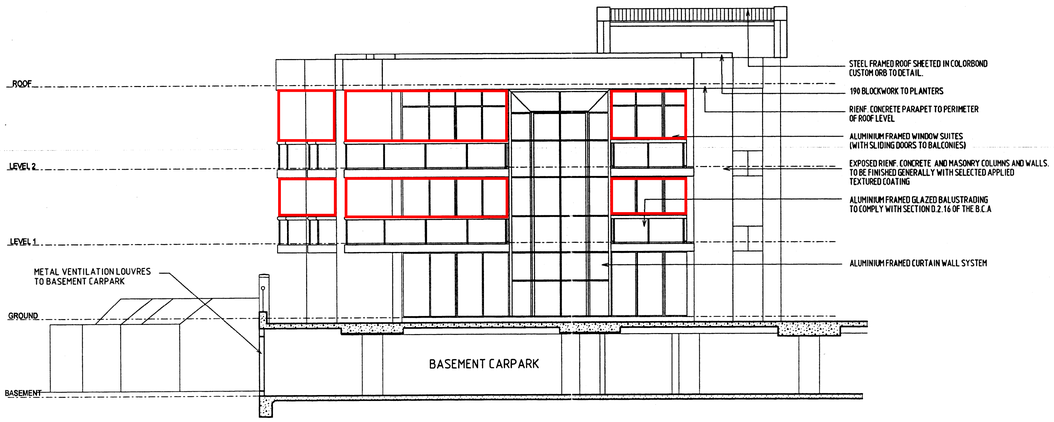

03 NORTH ELEVATION
SOUTH ELEVATION (similar)
SCALE 1:100

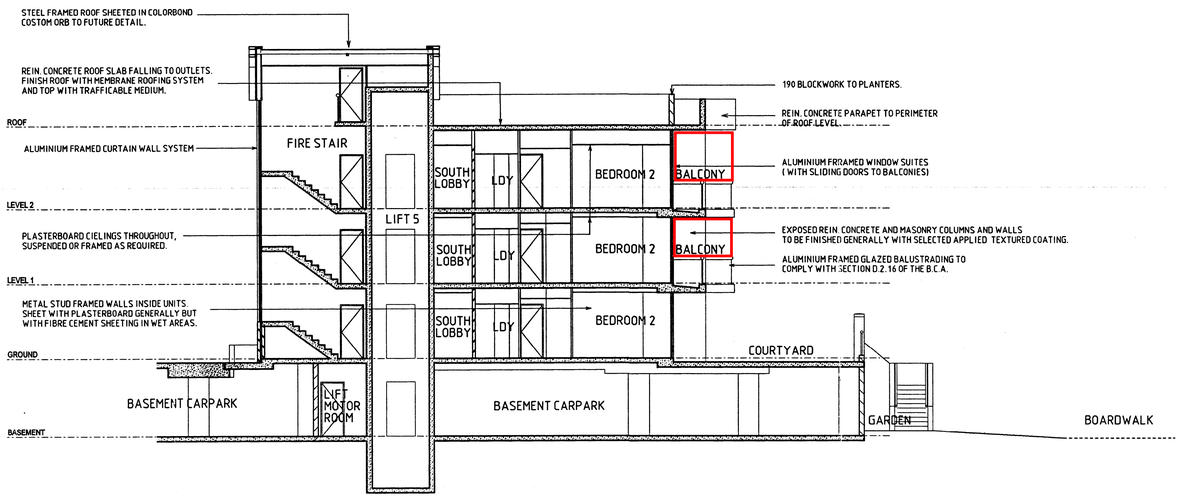

04 SECTION
SCALE 1:100

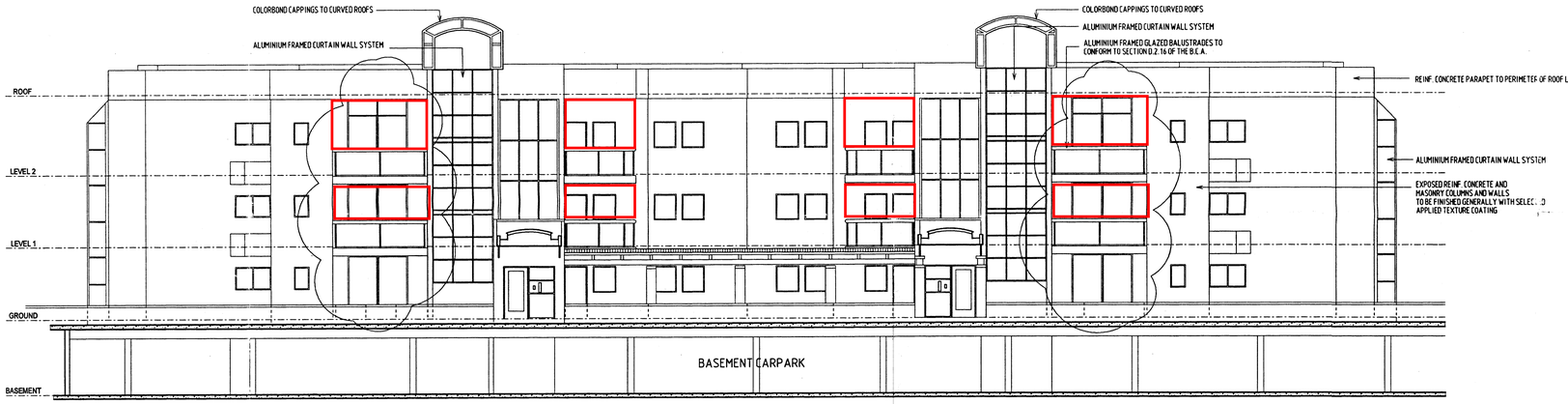

02 WEST ELEVATION
SCALE 1:100

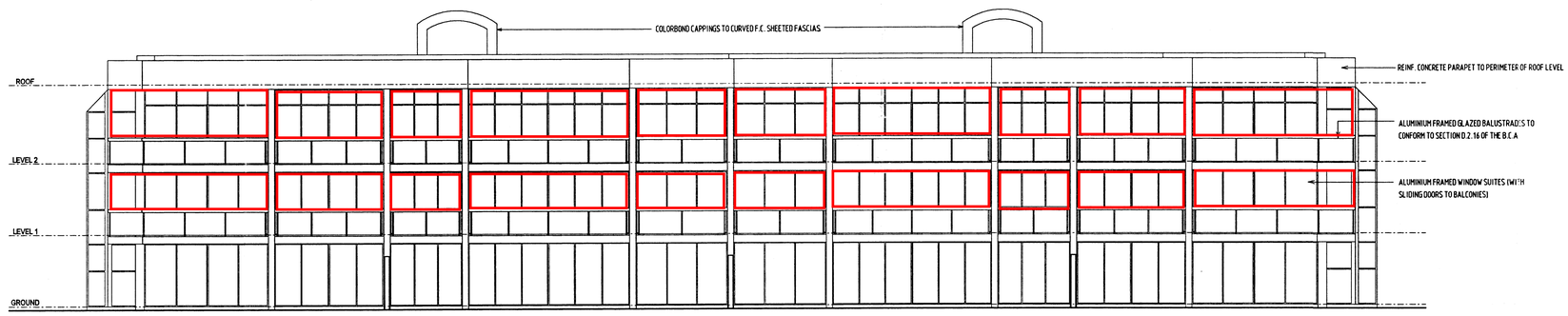

01 EAST ELEVATION
SCALE 1:100

BCC DS
RECEIVED
20-OCT-2026
APPLICATION REF
A007135632

notes:-
Only use figured dimensions. Do not scale from dwgs

Adjoining sheet

date	no	revision history	check
10/08/98	C	West Elevation windows moved	AW
7/2/97	B	Construction issue Precast balcony edge deleted Parapet heights & stair roof revised	AW
25/9/96	A	B.A. Issue	AW

key plan

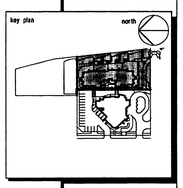

project/client
Macleay TOWER DOCKSIDE
Pidgeon
GIRDIS GROUP
8 GOODWIN STREET, KANGAROO POINT

architects
CCN
Cameron Chisholm & Nicol
Architecture Interiors Heritage
Urban Design Master Planning
Level 3, East Quay II
34-36 Glenferrie Drive
(Postal : P.O. Box 63)
Robina, Queensland 4226
Telephone (07) 55933600
Facsimile (07) 55930611
Email ccn@OnTheNet.com.au

drawing title
MACLEAY VILLAS ELEVATIONS & SECTIONS

scale 1:100 (B1) 0 1 2 3 4m
approved
proj no Q9601 SDATES STAGES SFILES

discipline	drawing number	rev no.
A	411	C

m:\q9601\cad\plot\a411.dgn Aug. 10, 1998 16:29:48