BCC DS
RECEIVED
20-11-2026
APPLICATION REF
A007156336

Sustainable Waste & Resource Consulting

WASTE MANAGEMENT PLAN

PROJECT
23 Griffith Place
SEVEN HILLS QLD 4170

PREPARED FOR
Heran Building Group

REPORT REFERENCE
WMP – 2026 – 0018

VERSION
2 – Development Application – Submission Issue

DATE
04 November 2026

PREPARED BY
AJEM Waste & Resource Consulting Pty Ltd

Document Control

Item	Details
Client	Heran Building Group
Prepared by	AJEM Waste and Resource Consulting Pty Ltd
Report reference	WMP – 26 – 0018

Revision History

Version	Date	Author	Stage / Description
1	28/09/2026	M. Krisanski	Development Application – Draft Issue
2	04/11/2026	M. Krisanski	Development Application – Submission Issue

Disclaimer: This report has been prepared for the stated client and purpose. Findings rely on the information and assumptions available at the time of analysis. Reproduction or distribution requires AJEMs' consent.

Executive Summary

This report outlines the proposed waste management strategy for the development, focusing on efficiency, sustainability, and compliance with Brisbane City Council requirements. It presents practical solutions for waste storage, collection, and resource recovery to support effective long-term operations.

Item	Summary
Generation Rate - Residential	240L / Unit / Week (General Waste and Recycling)
Collection Frequency	3 Collections / Week / Stream
Bin Provisions – Building 1	5 x 1100L Bins – General Waste (+2 remaining under chute) 5 x 1100L Bins – Recycling (+2 remaining under chute)
Bin Provisions – Building 2	4 x 1100L Bins – General Waste (+1 remaining under chute) 4 x 1100L Bins – Recycling (+1 remaining under chute)
Refuse Storage Facility	Lower Ground Floor storage and collection for Building 1, Ground Level Storage and collection for Building 2, All rooms are capable of accommodating all bins required, with the RCV loading areas located adjacent to the presentation point.
Servicing Arrangements	RCV enters the site from Access Road for building 1, and Griffith Place for building 2. Both require an onsite single reverse maneuver into the designated loading area.
Transfer Methodology	Residents will be required to transfer all refuse to the refuse chute hopper located on each level.
Compliance	WMP complies with BCC SC6.26 Refuse Planning Scheme Policy

Table of Contents

Document Control 2

Revision History 2

Executive Summary 2

1. Introduction 4

1.1 Purpose and Scope 4

1.2 Site Specifics 4

2. Refuse Requirements (DA Basis) 6

2.1 Policy Basis 6

2.2 Compliance Summary 6

2.3 Development Statistics 7

2.4 Residential - Entitlement Based Generation Rate 7

2.5 Residential - Bin Quantities 8

3. Facilities, Storage & Transfer 12

3.1 Refuse Rooms 12

3.2 Transfer & Collection 15

4. Operational Strategy 17

4.1 Stream Separation and Disposal Guidance 17

4.1.1 Residential - General Waste 17

4.1.2 Residential - Recycling (commingled) 17

4.1.3 Infrequent Streams 17

4.2 Roles and Site-Specific Routines 18

4.3 Signage, Education & Engagement 19

4.4 Review Cycle 21

5. Appendices 21

Appendix A – Plans 22

1. Introduction

1.1 Purpose and Scope

This WMP outlines refuse generation, storage, transfer, and collection arrangements for the proposed multiple dwelling at 23 Griffith Place, Seven Hills to support a Development Application with Brisbane City Council. It defines minimum compliance (DA) arrangements and recommended operational practices to improve sustainability outcomes post-occupation.

1.2 Site Specifics

The site is located at 23 Griffith Place, Seven Hills, as shown in Figure 1.1. The site has frontages to both Griffith Place and the Access Road on the Eastern side, vehicular access will be from both Griffith Place and the Access Road.



Figure 1.1: Site Location
Source: Brisbane City Council Interactive Map

Table 1.1 outlines the site-specific details, with regards to address, real property description and any zoning and neighbourhood plans that the site falls within.

Table 1.1: Site Specifics

Use	Description
Address	23 Griffith Place SEVEN HILLS QLD 4170
Lot and plan	Lot 9 SP267627
Zones / Plans	CF5 Community Facilities River gateway Neighbourhood Seven Hills TAFE precinct

2. Refuse Requirements (DA Basis)

This section provides context for the statutory and regulatory requirements relevant to the preparation of this Waste Management Plan and the calculation of refuse for the development. The assessment has been undertaken with reference to the planning scheme provisions and waste management requirements of Brisbane City Council, together with relevant industry guidelines and other applicable Australian Standards.

The proposed waste management strategy has been developed to demonstrate compliance with these requirements and to ensure that waste storage, handling, and collection arrangements are suitably designed to support safe, efficient, and sustainable ongoing operation of the development.

2.1 Policy Basis

Prepared against SC6.26 Refuse Planning Scheme Policy v35.00/2025, with related outcomes under Multiple Dwelling Code PO32 and Infrastructure Design Code PO8.

2.2 Compliance Summary

Table 2.1: Compliance Summary

PSP / Code item (abridged)	Proposed response	Outcome
Written design proposal incl. bins, storage, Collection frequency, vehicle maneuvering	Provided in Sections 2 and 3	Complies
On-site service with safe RCV maneuvering and clearances (>10 dwellings)	Rear-loading RCV, single onsite reverse manoeuvre for both buildings	Complies – RCV Swept paths to be provided by Traffic Engineer
Storage room design: screened, ventilated, vermin-proof, graded & sewer-connected, step-free, accessible	Purpose-built lower and ground floor refuse rooms meeting criteria	Complies
Capacity - Residential: 240 L waste + 240 L recycling/unit/week; 1 collection / week	Achieved via 1,100L bins and associated equipment	Complies

2.3 Development Statistics

Table 2.2 highlights the areas of development that are considered to be refuse-generating areas, relevant to the refuse calculations.

Table 2.2: Development Summary

Stage	Description	Measure
Building 1	2- & 3-Bedroom Residential Apartments	69 Units
Building 2	2- & 3-Bedroom Residential Apartments	44 Units

2.4 Residential - Entitlement Based Generation Rate

Refuse generation rates adopted within this report are based on the standard rated entitlement prescribed by Brisbane City Council for planning and assessment purposes. This entitlement applies a consistent generation rate across all dwellings, irrespective of size or occupancy, and is used to inform bin quantities, storage requirements, and collection frequencies.

It is important to note that these rates represent a standardised planning benchmark required for development approval and do not necessarily reflect actual on-site waste generation.

Table 2.3: Generation Rate

Stream	Generation Rate	Source
General Waste	240L / Dwelling / Week	BCC – Refuse PSP
Recycling	240L / Dwelling / Week	BCC – Refuse PSP

2.5 Residential - Bin Quantities

The following refuse generation calculations have been prepared to determine the anticipated waste volumes generated by the development.

The calculated volumes represent a conservative design case and form the basis for determining bin provision, storage capacity, and collection frequency. These inputs ensure the proposed waste management system is appropriately sized to meet servicing requirements, operational constraints, and relevant planning provisions.

Table 2.4 - Table 2.7 shows the bin requirements for General Waste and Recycling for both buildings. Organics have been excluded from calculation, as it is expected that any garden organics that are generated on site will be minimal and able to be accommodated within the general waste bins and or removed via the landscaping / maintenance contractor.

Table 2.4: Building 1 Residential - General Waste Bin Calculations

Parameter	Value
Dwellings	69 Dwellings
Total Waste Generated	16,560L / Week
Bin Size	1,100L
Number of Bins Required / Collection: (3 / Week)	5.02 → 5

Table 2.5: Building 1 Residential - Recycling Bin Calculations

Parameter	Value
Dwellings	69 Dwellings
Total Recycling Generation	16,560L / Week
Bin Size	1,100L
Number of Bins Required / Collection: (3 / Week)	5.02 → 5

Table 2.6: Stage 2 Residential - General Waste Bin Calculations

Parameter	Value
Dwellings	44 Dwellings
Total Waste Generated	10,560L / Week
Bin Size	1,100L
Number of Bins Required / Collection: (3 / Week)	3.20 → 4

Table 2.7: Stage 2 Residential - Recycling Bin Calculations

Parameter	Value
Dwellings	44 Dwellings
Total Recycling Generation	10,560L / Week
Bin Size	1,100L
Number of Bins Required / Collection: (3 / Week)	3.20 → 4

Table 2.8 below outlines the number of bins and any additional equipment required for the residential component of the development. Bins and equipment shown are an example only for spatial requirements.

Table 2.8: Residential - Bin Requirements

Equipment	Equipment Size	Quantity	Example
General Waste	20 – 60L Bins	<u>Dwellings – *(1 / dwelling)*</u> 69 General Waste Bins – Building 1 44 General Waste Bins – Building 2	 60L bin shown https://www.methodrecycling.com/
	1100L Bins	<u>Refuse Rooms</u> 5 General Waste Bins – Building 1 *(+1 to remain under chute)* 4 General Waste Bins – Building 2 *(+2 to remain under chutes)*	 Dimensions: 1080 x 1280 https://sulo.com.au/product/au1100l-four-wheeled-bin/
Recycling	20 – 60l bins	<u>Dwellings – *(1 / dwelling)*</u> 69 Recycling Bins – Building 1 44 Recycling Bins – Building 2	 60l bin shown https://www.methodrecycling.com/

	1100L Bins	<u>Refuse Rooms</u> 5 Recycling Bins – Building 1 *(+1 to remain under chute)* 4 Recycling Bins – Building 2 *(+2 to remain under chutes)*	 Dimensions: 1080 x 1280 https://sulo.com.au/product/au1100l-four-wheeled-bin/
Refuse Chute	Approx. 600mm diameter	<u>Per Building</u> 1 x Dual Chute System *or* 1 x Single Chute with Diverter system *Building 2 requires 2 chute systems*	
Bin Wash Facility	1500mm x 1500mm	1 / Building	Area allocated for the washing of bins as required

3. Facilities, Storage & Transfer

This section outlines the proposed waste storage and transfer arrangements for the development, including the design, location, and capacity of on-site waste facilities. The facilities have been planned to accommodate the calculated waste generation rates and ensure efficient segregation, containment, and access for servicing.

The design considers operational functionality, safe user access, and compliance with relevant requirements of Brisbane City Council, including provisions for collection vehicle access, manual handling, and minimisation of amenity impacts such as odor, noise, and visual intrusion.

3.1 Refuse Rooms

Building 1 has been provided with a refuse room that has a chute discharge section separated from the bin storage area, as well as a temporary bin collection point, located adjacent to the RCV loading area. All areas are located on the Lower Ground, with vehicular access from the Access Road.

Building 2 has two refuse rooms, there is a small chute discharge room located to the southern end of the building with a second larger room that has been separated into a chute discharge and equipment area along with a bin storage area. A collection area has also been provided adjacent to the loading area. All rooms are located on the ground level, with vehicular access from Griffith Place.

Doors have been sized for largest containers to enter and exit the rooms without concern. The internal height of the rooms are suitable for full lid operation on the bins and equipment.

The refuse rooms are located within the building and will be vermin-proof and ventilated in accordance with the BCA/NCC requirements. The floor will be graded to a drain connected to sewer and a hose cock provided for the cleaning and maintenance of the bins and rooms and be free of steps or lips.

The rooms are suitably sized to accommodate all bins and equipment required.

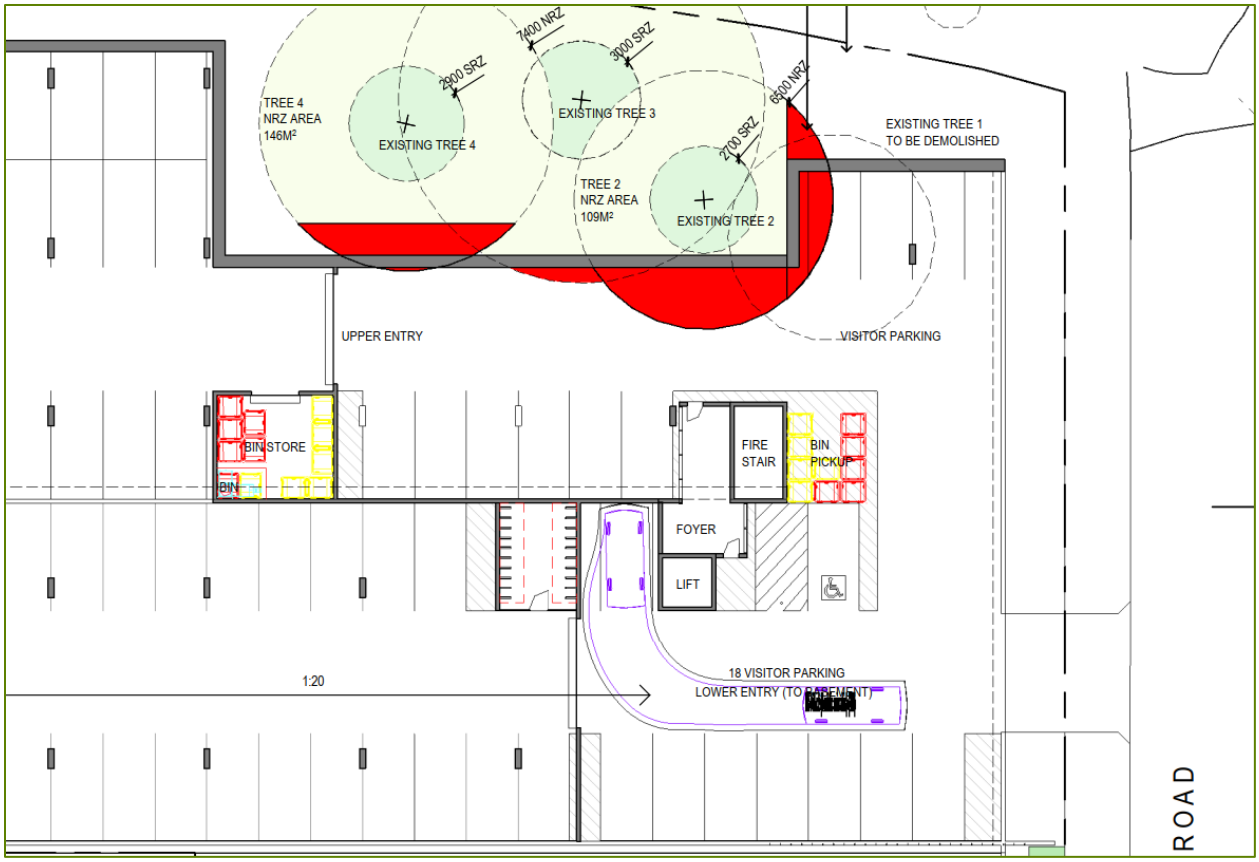

Figure 3.1: Building 1- Refuse Rooms

Source: CPA, Project: Clearview – Precinct H, Drawing: DA1.102, Rev: E, Date: 26.10.14, Plan: Lower Ground Floor Plan



Figure 3.2: Building 2- Refuse Rooms

Source: CPA, Project: Clearview – Precinct H, Drawing: DA1.102, Rev: E, Date: 26.10.14, Plan: Ground Floor Plan

3.2 Transfer & Collection

Residential transfer and disposal have been described within Section 4.

The collection of the residential refuse will be completed by BCC's appointed collection contractor. The appointed contractor will be required to retrieve the bins from building 1 and building 2 bin presentation areas, service at the rear-loading RCV, and return them to the collection area post-service.

All RCVs will enter the site in a forward's gear and perform a single reverse manoeuvre into the loading area adjacent to the bin presentation area via a single reverse maneuver into the loading area. RCVs will enter building 1 from the Access Road, while building 2 will be access from Griffith Place.

Once the refuse collection has been completed the RCVs will exit the site in a forward's gear back onto either the Access Road (building 1) or Griffith Place (building 2).

RCV Swept paths will be provided via the traffic engineer.

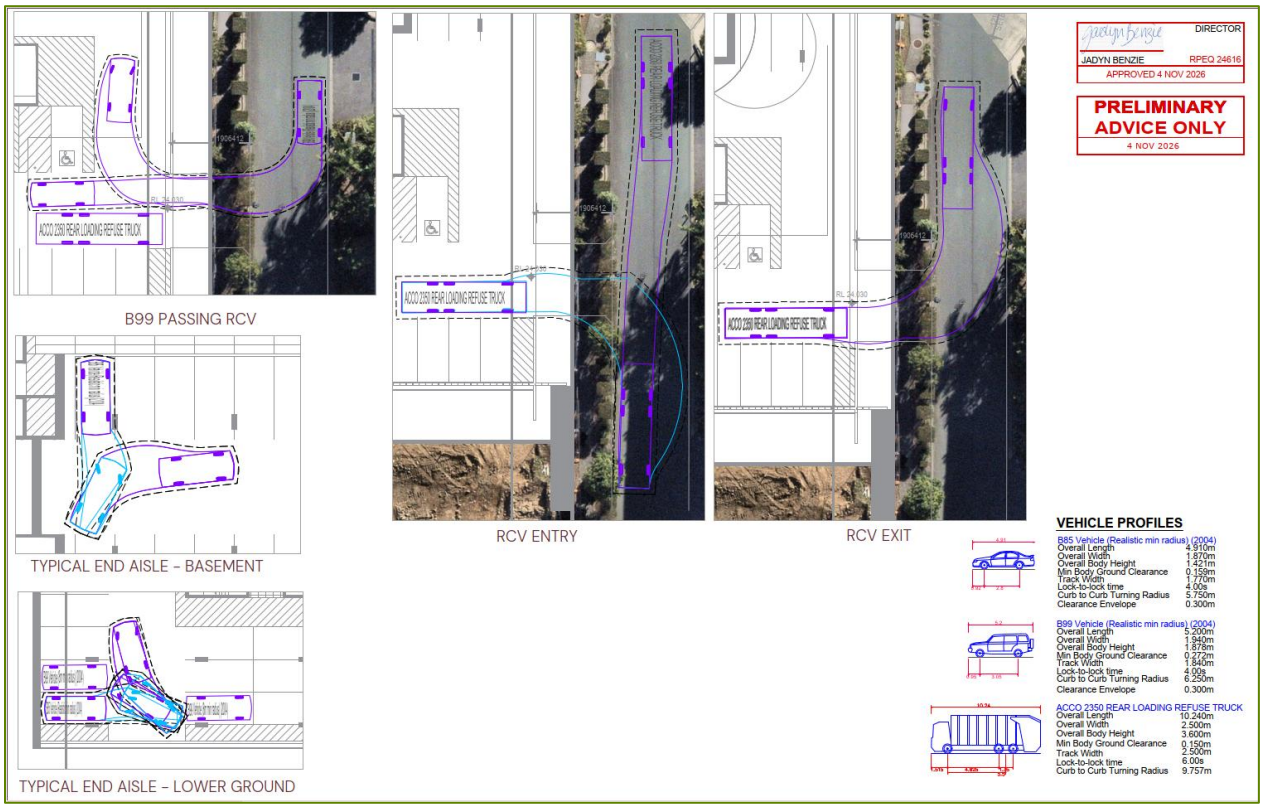

Figure 3.3: RCV Collection Point and Transfer Path – Building 1
Source: Benzie Traffic Engineering, Project: Clearview - Precinct H, Drawing: 26BT_11-01, Date: 04.11.26, Plan: Swept Path

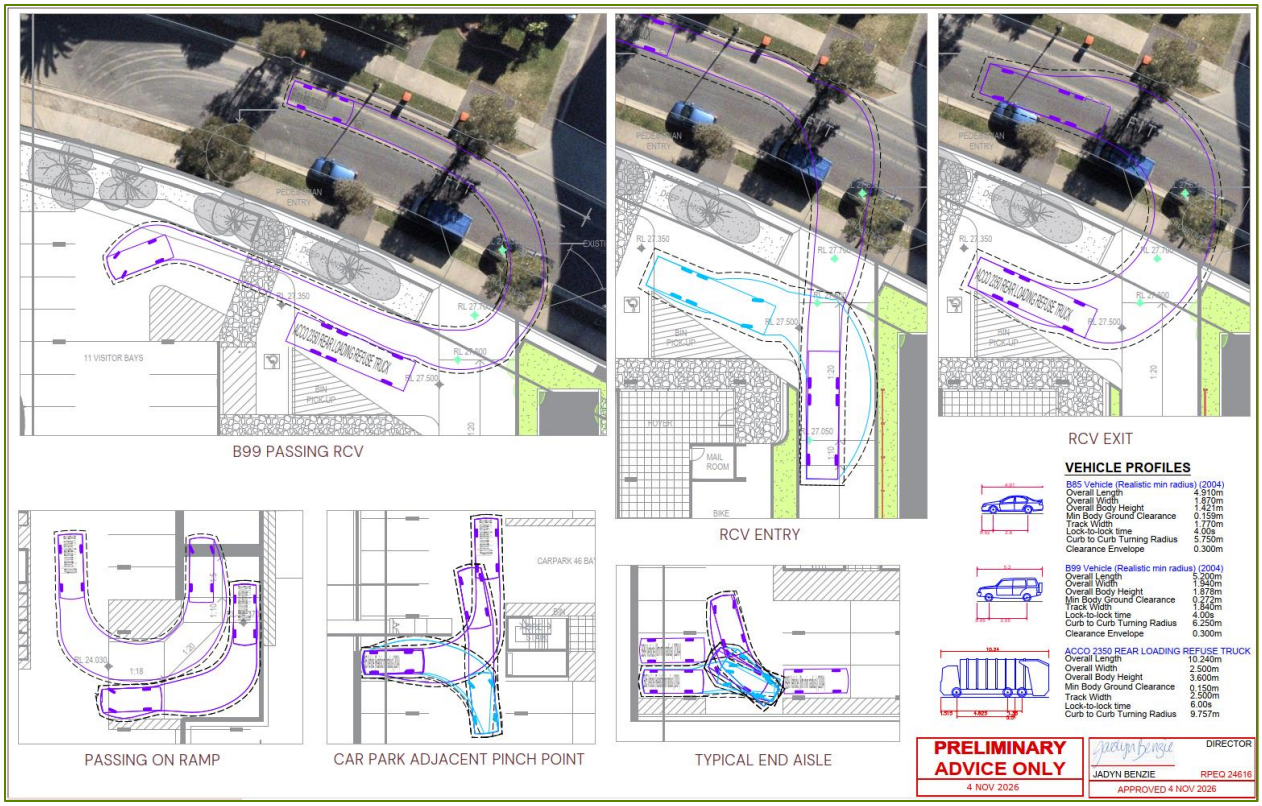

Figure 3.4: RCV Collection Point and Transfer Path – Building 2
Source: Benzie Traffic Engineering, Project: Clearview - Precinct H, Drawing: 26BT_11-01, Date: 04.11.26, Plan: Swept Path

4. Operational Strategy

This section details onsite procedures and processes that should be performed during operation of the development.

4.1 Stream Separation and Disposal Guidance

4.1.1 Residential - General Waste

20-60L bins should be provided within each apartment for immediate disposal, bins should be lined and tied before removal and co-located with a recycling receptacle to prompt, at source separation.

Residents will be required to transfer the bin contents to the chute hopper located on each level. This can be done at the end of each day or as required for the individual dwelling. Larger items that are unable to be disposed of through the chute system can be manually taken to the ground floor refuse room.

4.1.2 Residential - Recycling (commingled)

20-60L bins should be provided within each apartment for immediate disposal, recycling bins should not be lined but also co-located with a general waste receptacle to prompt, at source separation.

Residents will be required to empty unbagged recyclables into the chute hopper located on each level. Larger items that are unable to be disposed of through the chute system can be manually taken to the ground floor refuse room.

Residents should also be encouraged to separate all eligible CDS containers, to promote better recycling outcomes.

4.1.3 Infrequent Streams

Green waste: Common-area green waste should be removed by the landscaping / maintenance contractor to compost / resource recovery. Minimal green waste will be produced by the individual dwellings and can be accommodated within the general waste bins unless a separate service is introduced by by-laws.

Hard waste: Collection of these items should be coordinated between the occupants and body corporate / building management or removed at the time of replacement.

Hazardous: Battery Collection can be provided for the building (privately), batteries should never be disposed of within the General Waste or Recycling bins. Other hazardous items including liquids/paints should be collected via specialist contractors.

4.2 Roles and Site-Specific Routines

Assign a building manager/caretaker as Refuse Lead, responsible for inductions to new occupants, manual handling controls, contractor coordination, and incident logs. Conduct internal safety and compliance reviews at least annually or on change of equipment/procedures. These items should be conducted by a body corporate / building management representative.

Table 4.1: Routines

Description	Procedure
Bin Room Inspection	Daily or Weekly inspection of the bin room to ensure - Spillages are cleaned - Bins are evenly filled and bins are not overflowing - Rotate bins where required - Remove contamination from bins, as required - Cleaning of bins and refuse room where required - Signage is clear and visible
Service Days	Ensure all required bins have been serviced by the appointed collection contractor. Clean bins and room as required
Move-in Days	Ensure capacity in bins is available for new occupants Provide additional cardboard bin / bins if required Ensure new occupants have compacted / flattened cardboard boxes
Tenancy Renovations / Refurbishments	Ensure separate bins are provided by the builder / contractor for the building refuse generated throughout construction.
Safety	Ensure all incidents are recorded

4.3 Signage, Education & Engagement

Signage should be provided within the refuse room and should be colour-coded as per AS 4123.7-2006. Refuse signage specific to BCC can be found at BCCs Website - Waste signs and posters



Figure 4.1: Australian Standard Colours
Source: https://www.restock.com.au/blog/2021/01/19/Australian-Standard-for-colour-coded-bins

An Education and Engagement sheet should be provided with the occupancy package and provided to each occupant as they move in. This sheet should provide the following:

Table 4.2: Education Sheet Information

Description	Procedure
Streams	This building has residential refuse. Two refuse streams are proposed for the residential component: - General Waste - Recycling This building provides 2 streams, General Waste and Recycling, in line with BCC's requirements and along with industry and best practice standards.
What can go in each bin	Fact sheets to be provided with welcome pack. Fact sheets specific to the BCC LGA can be found at https://www.brisbane.qld.gov.au/bins-waste-and-recycling/waste-education-programs-and-resources/waste-signs-and-posters
Bin Room Location	Residential refuse room is located on the Lower Ground (building 1) and Ground (building 2) floors.
Transfer	Residents will be required to dispose of refuse items directly into refuse chute hopper located on each habitable level. Direct access is also allowed for residents to dispose of larger items into the bins within the refuse room.
Collection Days	Collection days are – (to be included once operational and agreed with BCC and its collection contractor and private collection contractor).
Hard Rubbish / Bulky Items	Seven Hill Hard Rubbish Collection can be found at https://www.brisbane.qld.gov.au/bins-waste-and-recycling/kerbside-collection/kerbside-collection-calendar This will also be communicated with Building Management / Body Corporate closer to the date.
Move-in / Out	Residents are to ensure that all cardboard boxed are compacted / flattened prior to being placed within the recycling bins. Additional bins can be arranged privately if required at a cost.
Cleanliness	The refuse room should be left in a clean and useable state, if spillages occur cleaning should be conducted to minimise and prevent vermin and odour. Report to building management / body corporate any damages or incidents.

4.4 Review Cycle

Quarterly – 6-monthly: Review bin quantities and service frequencies with contractors against occupancy and seasonality; update OWMP after each review.

Annual / 12 monthly: AJEM recommends, where practicable, a refuse audit is conducted to determine any improvements to processes and procedures, along with assessing the contamination within the general waste and recycling bins.

5. Appendices

Appendix A – Plans

Appendix A – Plans

APARTMENT MATRIX - BUILDING 1

APARTMENT NO.	APARTMENT TYPE	BEDROOMS
GROUND		
APT 1.0.01	2BT4	2 BED
APT 1.0.02	3BT1	3 BED
APT 1.0.03	2BT1	2 BED
APT 1.0.04	3BT4	3 BED
APT 1.0.05	3BT4	3 BED
APT 1.0.06	2BT3	2 BED
APT 1.0.07	3BT1	3 BED
APT 1.0.08	2BT1	2 BED
APT 1.0.09	3BT3	3 BED



1 OVERALL PLAN - GROUND
1 : 200

GENERAL NOTES

1. CONFIRM ALL DIMENSIONS AND EXISTING INFRASTRUCTURE ON SITE PRIOR TO CONSTRUCTION.
2. ALL WORK IS TO COMPLY WITH IN ALL RESPECTS TO THE RELEVANT AUSTRALIAN BUILDING STANDARDS AND LOCAL COUNCIL LAWS / REGULATIONS.
3. ANY DISCREPANICES (ON DRAWING OR ON SITE) TO BE REPORTED TO CHALMERS PARTNERS PRIOR TO CONSTRUCTION.
4. FIGURED DIMENSIONS TO BE TAKEN IN PREFERENCE TO SCALED DRAWINGS.
5. DOCUMENTS TO BE READ IN CONJUNCTION WITH CONSULTANTS AND RELEVANT DOCUMENTATION.

KEYPLAN LEGEND

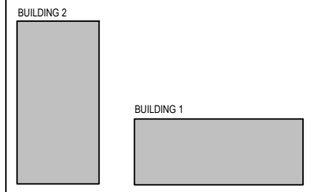

REV	DESCRIPTION	DATE
E	ISSUED FOR FINAL APPROVAL	261014
D	ISSUED FOR COORDINATION	261006
C	ISSUED FOR COORDINATION	260907
B	DRAFT DA SET	260626
A	ISSUED FOR REVIEW	260619

PROJECT NAME / ADDRESS
CLEARVIEW - PRECINCT H

CLIENT
HERAN BUILDING GROUP

LONGLAND PLACE, LEVEL 2/76 SKYRING TERRACE, NEWSTEAD, QLD 4006

CPA
CHALMERS PARTNERS ARCHITECTS

27-9, NIHONBASHI HAKOZAKICHO, CHUO-KU, TOKYO

DO NOT SCALE FROM DRAWINGS. USE DIMENSIONS INDICATED. ALL DIMENSIONS ARE IN MILLIMETRES. REPORT ANY DISCREPANICIES TO CPA BEFORE THE COMMENCEMENT OF WORK.
Original sheet size A1 (841x594)

DRAWING TITLE
OVERALL GROUND FLOOR PLAN

TRUE NORTH

PROJECT #	2026002
DATE	261014
SCALE @ A1	1 : 200 @ A1
DRAWN Author	CHKD Approver
DRAWING #	REVISION
DA.1.102	E

APARTMENT MATRIX - BUILDING 1

APARTMENT NO.	APARTMENT TYPE	BEDROOMS
LEVEL 1		
APT 1.1.01	3BT2	3 BED
APT 1.1.02	2BT4	2 BED
APT 1.1.03	3BT1	3 BED
APT 1.1.04	2BT1	2 BED
APT 1.1.05	3BT4	3 BED
APT 1.1.06	3BT4	3 BED
APT 1.1.07	2BT3	2 BED
APT 1.1.08	3BT1	3 BED
APT 1.1.09	2BT1	2 BED
APT 1.1.10	3BT3	3 BED

APARTMENT MATRIX - BUILDING 2

APARTMENT NO.	APARTMENT TYPE	BEDROOMS
LEVEL 1		
APT 2.1.01	2BT2	2 BED
APT 2.1.02	3BT1	3 BED
APT 2.1.03	2BT3	2 BED
APT 2.1.04	3BT2	3 BED
APT 2.1.05	3BT6	3 BED
APT 2.1.06	3BT1	3 BED
APT 2.1.07	2BT5	2 BED
LEVEL 2		

GENERAL NOTES

1. CONFIRM ALL DIMENSIONS AND EXISTING INFRASTRUCTURE ON SITE PRIOR TO CONSTRUCTION.
2. ALL WORK IS TO COMPLY WITH IN ALL RESPECTS TO THE RELEVANT AUSTRALIAN BUILDING STANDARDS AND LOCAL COUNCIL LAWS / REGULATIONS.
3. ANY DISCREPANICES (ON DRAWING OR ON SITE) TO BE REPORTED TO CHALMERS PARTNERS PRIOR TO CONSTRUCTION.
4. FIGURED DIMENSIONS TO BE TAKEN IN PREFERENCE TO SCALED DRAWINGS.
5. DOCUMENTS TO BE READ IN CONJUNCTION WITH CONSULTANTS AND RELEVANT DOCUMENTATION.

KEYPLAN LEGEND

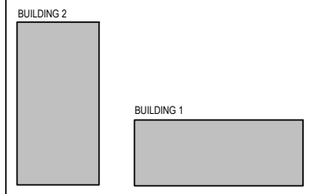

REV	DESCRIPTION	DATE
E	ISSUED FOR FINAL APPROVAL	261014
D	ISSUED FOR COORDINATION	261006
C	ISSUED FOR COORDINATION	260907
B	DRAFT DA SET	260626
A	ISSUED FOR REVIEW	260619

PROJECT NAME / ADDRESS
CLEARVIEW - PRECINCT H

CLIENT
HERAN BUILDING GROUP

LONGLAND PLACE, LEVEL 2/76 SKYRING TERRACE, NEWSTEAD, QLD 4006

CPA
CHALMERS PARTNERS ARCHITECTS

27-9, NIHONBASHI HAKOZAKICHO, CHUO-KU, TOKYO

DO NOT SCALE FROM DRAWINGS. USE DIMENSIONS INDICATED. ALL DIMENSIONS ARE IN MILLIMETRES. REPORT ANY DISCREPANICIES TO CPA BEFORE THE COMMENCEMENT OF WORK.
Original sheet size A1 (841x594)

DRAWING TITLE
OVERALL LEVEL 1 FLOOR PLAN

PROJECT #	2026002
DATE	261014
SCALE @ A1	1 : 200 @ A1
DRAWN Author	CHKD Approver
DRAWING #	REVISION
DA.1.103	E

TRUE NORTH

1 OVERALL PLAN - LEVEL 1
1 : 200

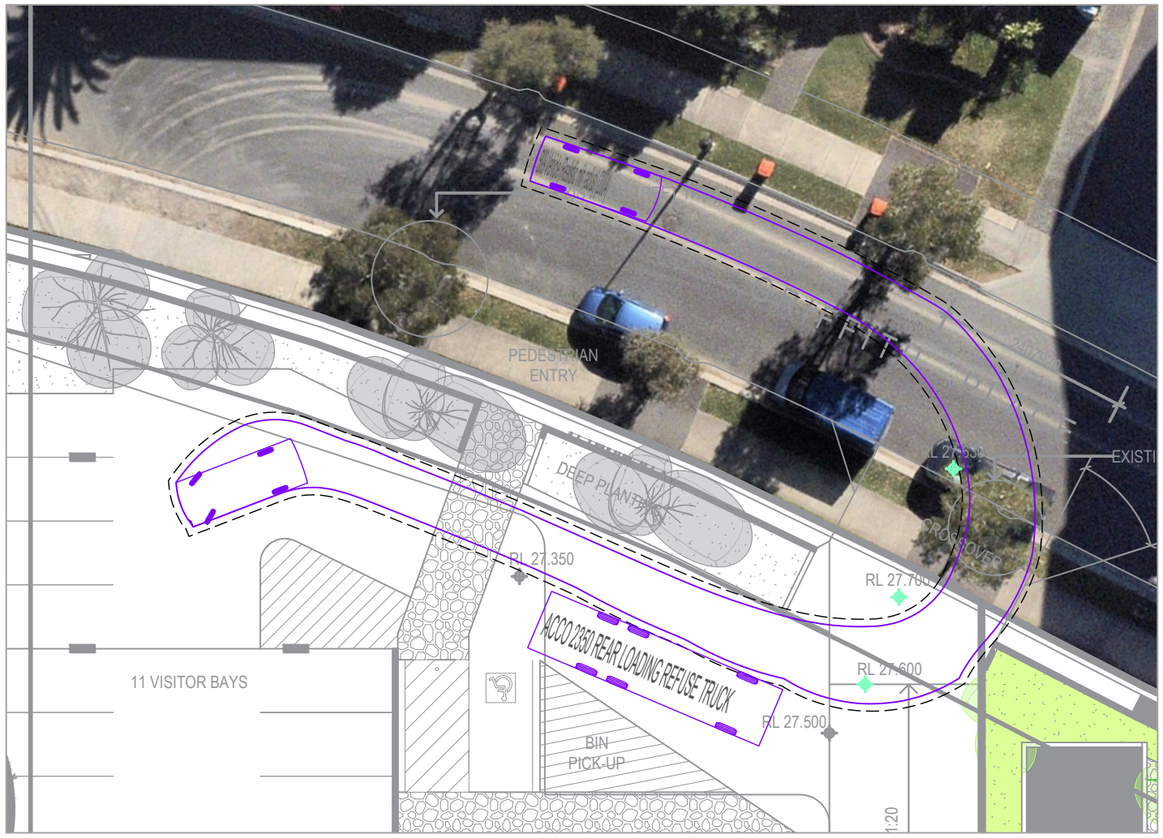

B99 PASSING RCV

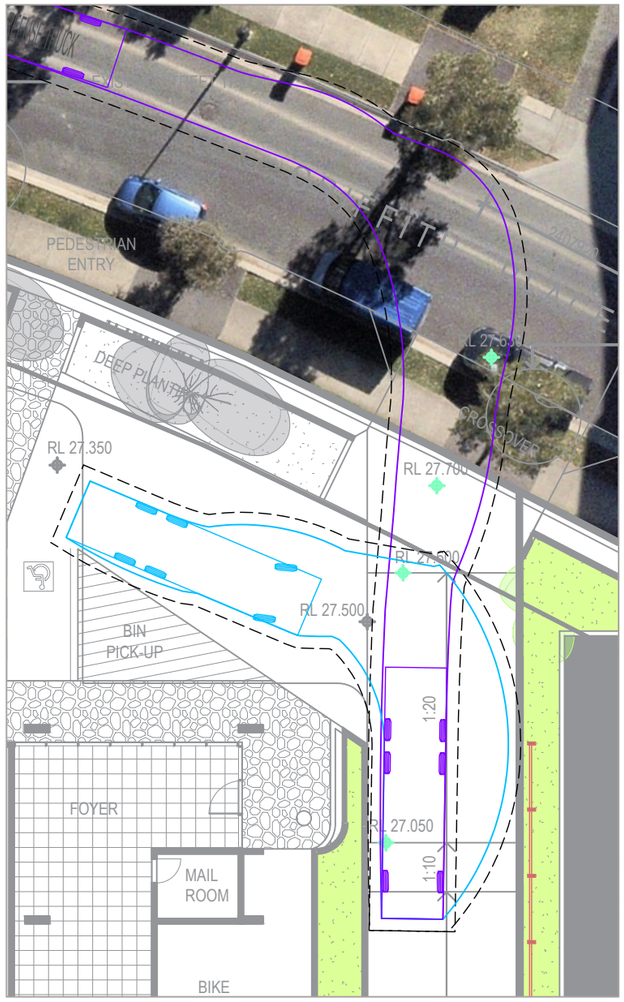

RCV ENTRY

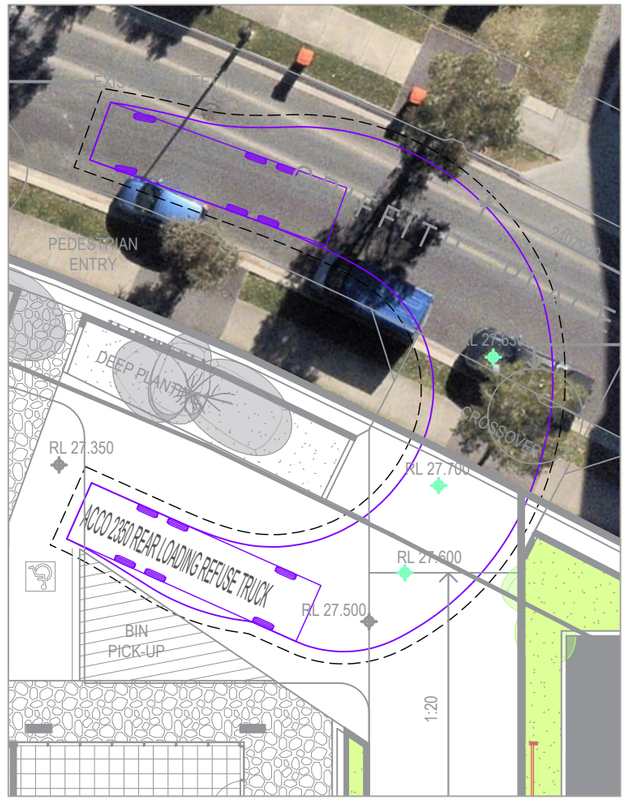

RCV EXIT

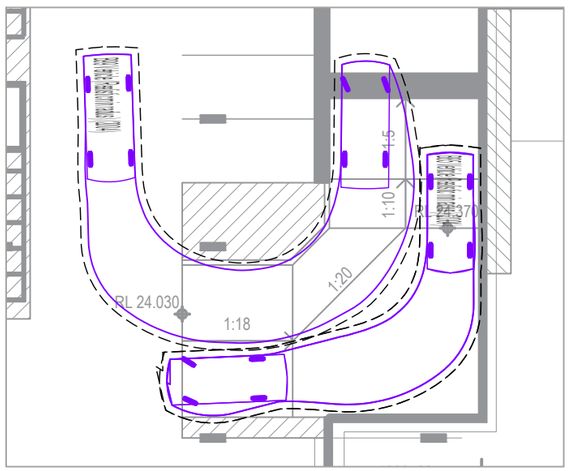

PASSING ON RAMP

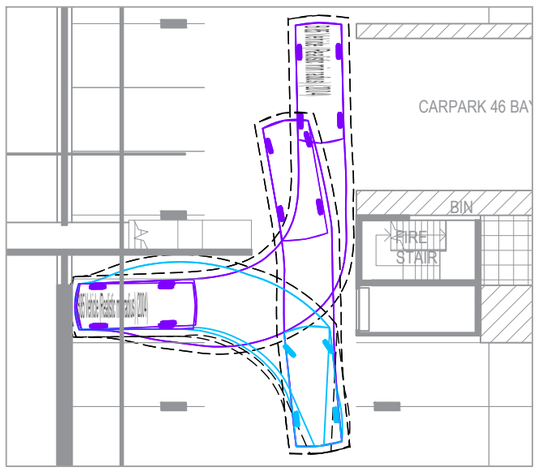

CAR PARK ADJACENT PINCH POINT

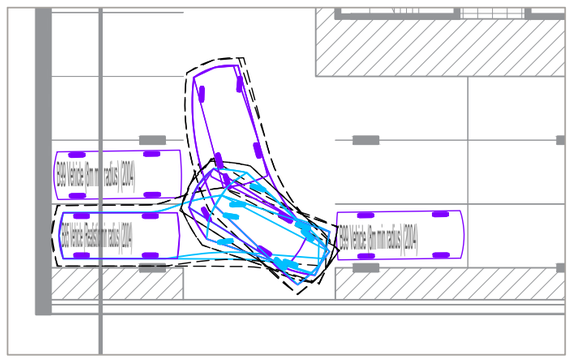

TYPICAL END AISLE

VEHICLE PROFILES

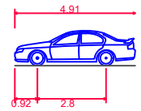

B85 Vehicle (Realistic min radius) (2004)

Overall Length	4.910m
Overall Width	1.870m
Overall Body Height	1.421m
Min Body Ground Clearance	0.159m
Track Width	1.770m
Lock-to-lock time	4.00s
Curb to Curb Turning Radius	5.750m
Clearance Envelope	0.300m

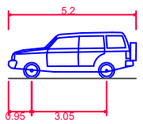

B99 Vehicle (Realistic min radius) (2004)

Overall Length	5.200m
Overall Width	1.940m
Overall Body Height	1.878m
Min Body Ground Clearance	0.272m
Track Width	1.840m
Lock-to-lock time	4.00s
Curb to Curb Turning Radius	6.250m
Clearance Envelope	0.300m

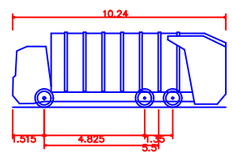

ACCO 2350 REAR LOADING REFUSE TRUCK

Overall Length	10.240m
Overall Width	2.500m
Overall Body Height	3.600m
Min Body Ground Clearance	0.150m
Track Width	2.500m
Lock-to-lock time	6.00s
Curb to Curb Turning Radius	9.757m

PRELIMINARY ADVICE ONLY

4 NOV 2026

Jadyn Benzie — DIRECTOR

JADYN BENZIE — RPEQ 24616

APPROVED 4 NOV 2026

BENZIE TRAFFIC ENGINEERING
Benzie Engineering Pty Ltd
ABN 96 697 233 266
P: +61 438 761 267
E: admin@benzieeng.com.au

PROJECT NAME
CLEARVIEW - PRECINCT H

DRAWING TITLE
SWEPT PATH ANALYSIS
BUILDING 2

REV.	DESCRIPTION	DRAWN	CHECKED	DATE
A	ORIGINAL ISSUE	JB	JB	04-11-26

CLIENT
HERAN BUILDING GROUP

NORTH

SCALE
SCALE 1:250 AT A3
0 2.5 5 7.5 10

PROJECT REF. 26BT_11
DRAWING NO. 26BT_11-01
DATE 04 NOV 2026
REVISION A
ORIGINAL SIZE A3
SHEET 1 OF 2



B99 PASSING RCV



TYPICAL END AISLE - BASEMENT

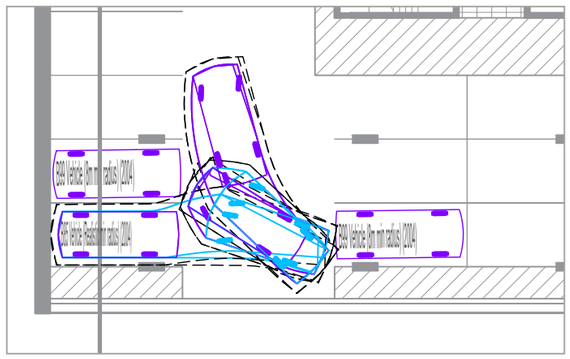

TYPICAL END AISLE - LOWER GROUND

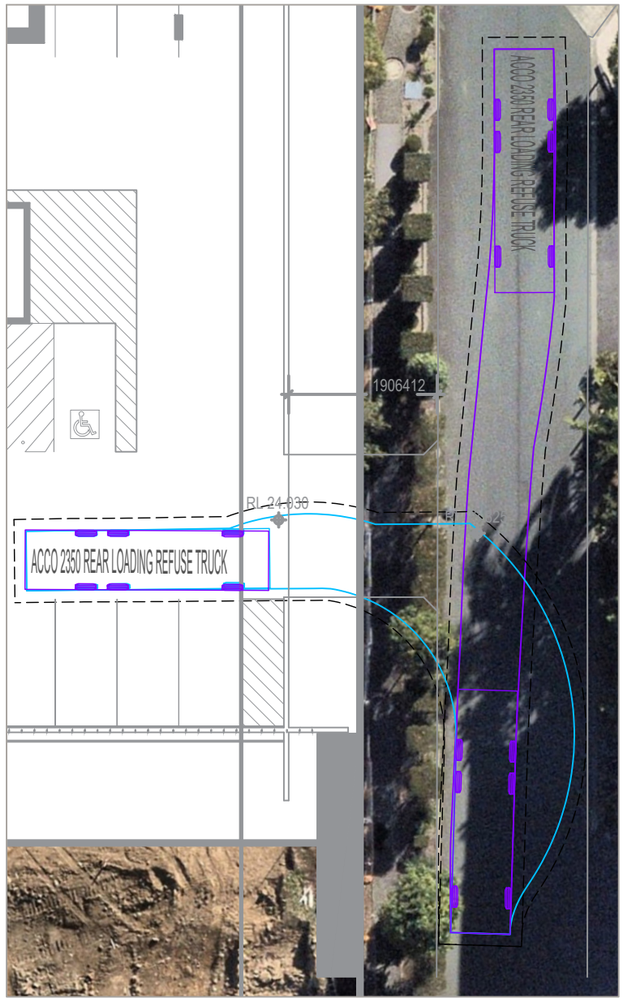

RCV ENTRY



RCV EXIT

jadyn Benzie

DIRECTOR

JADYN BENZIE RPEQ 24616

APPROVED 4 NOV 2026

PRELIMINARY ADVICE ONLY

4 NOV 2026

VEHICLE PROFILES

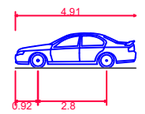

B85 Vehicle (Realistic min radius) (2004)

Overall Length	4.910m
Overall Width	1.870m
Overall Body Height	1.421m
Min Body Ground Clearance	0.159m
Track Width	1.770m
Lock-to-lock time	4.00s
Curb to Curb Turning Radius	5.750m
Clearance Envelope	0.300m

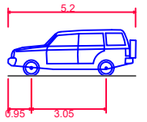

B99 Vehicle (Realistic min radius) (2004)

Overall Length	5.200m
Overall Width	1.940m
Overall Body Height	1.878m
Min Body Ground Clearance	0.272m
Track Width	1.840m
Lock-to-lock time	4.00s
Curb to Curb Turning Radius	6.250m
Clearance Envelope	0.300m

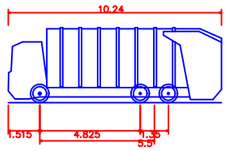

ACCO 2350 REAR LOADING REFUSE TRUCK

Overall Length	10.240m
Overall Width	2.500m
Overall Body Height	3.600m
Min Body Ground Clearance	0.150m
Track Width	2.500m
Lock-to-lock time	6.00s
Curb to Curb Turning Radius	9.757m

BENZIE TRAFFIC ENGINEERING

Benzie Engineering Pty Ltd
ABN 96 697 233 266

P: +61 438 761 267
E: admin@benzieeng.com.au

PROJECT NAME
CLEARVIEW - PRECINCT H

DRAWING TITLE
SWEPT PATH ANALYSIS
BUILDING 1

REV.	DESCRIPTION	DRAWN	CHECKED	DATE
A	ORIGINAL ISSUE	JB	JB	04-11-26

CLIENT
HERAN BUILDING GROUP

NORTH

SCALE
SCALE 1:250 AT A3
0 2.5 5 7.5 10

PROJECT REF. 26BT_11
DRAWING NO. 26BT_11-01
DATE 04 NOV 2026
REVISION A
ORIGINAL SIZE A3
SHEET 2 OF 2