notes:-
Only use figured dimensions. Do not scale from drawing

Adjoining sheet

| date | no | revision history | check |
|---|---|---|---|
| 01/04/98 | L | Service door added<br>Fire hydrant booster relocated<br>Meeting Room reference tag added<br>Recept counter added | AW |
| 29/08/97 | K | Driveway levels revised<br>Meeting room sink added | AW |
| 14/8/97 | J | Driveway layout revised | AW |
| 5/8/97 | I | Stair 8 walls revised, PDO relocated | AW |
| 10/06/97 | H | Hydrant/landscaping revised<br>Concrete blockwork core filled<br>W10 door CDs revised. Office door added.<br>RW domestic water removed from A/P instruction.<br>Reference tag location revised | AW |
| 11/04/97 | G | Service riser added, Podium levels revised<br>Access panel removed<br>Carpark levels & door tags revised<br>Louvres & louvre ref. tags added<br>RWO's & PDO's added, Level revised | AW |
| 18/02/97 | F | Construction issue<br>Structural levels added | AW |
| 31/1/97 | E | Planter walls revised<br>Door No.'s added, PDO's & RWO's revised<br>FHR / jet 4 doors to MDF added | AW |
| 14/1/97 | D | Stair numbers revised<br>FTOW Levels & planter pours revised | AW |
| 5/12/96 | C | Fuel fill point relocated<br>Visitors carpark levels & rwo's revised<br>Fire hydrants shown, Planter revised<br>Handrail to existing ramp added<br>Fire Control Room revised | AW |
| 1/11/96 | B | Raised lounge to lower revised<br>RWO's & Levels added<br>Pedestrian ramp deleted<br>Stairs P2 & P3 revised<br>Refuse room revised<br>Line of adjacent property added | AW |
| 25/09/96 | A | B.A. ISSUE | TP |

key plan

north

project/client

Macleay TOWER DOCKSIDE

Pidgeon GRIFFIN GROUP

8 GOODWIN STREET, KANGAROO POINT

architects

Cameron Chisholm & Nicol

Architecture Interiors Heritage
Urban Design Master Planning

Level 3, East Quay S
34-36 Glenferrie Drive
(Postal - P.O. Box 63)
Robina, Queensland 4226

Telephone (07) 55530600
Facsimile (07) 55530611
Email cnn@chilnet.com.au

drawing title

MACLEAY TOWER
GROUND FLOOR
PLAN

| | | |
|---|---|---|
| scale | 1:100 (B1) | |
| approved | | |
| proj no | 96101 | sheets |
| discipline | drawing number | rev no. |
| A | 221 | L |

BCC DS
RECEIVED
20-OCT-2026
APPLICATION REF
A007135632

m:\g96101\cad\plot\a221.dgn Aug. 07, 1998 16:06:07

- Powder-coated aluminium-framed moveable shutters
- Shutter track inside balustrade and dripline on all balconies
- See shutter specification for more details

- Living room enclosure with glass sliding doors (to match existing) or shutters
- See sliding door specification for more details


BCC DS
RECEIVED
20-OCT-2026
APPLICATION REF
A007135632


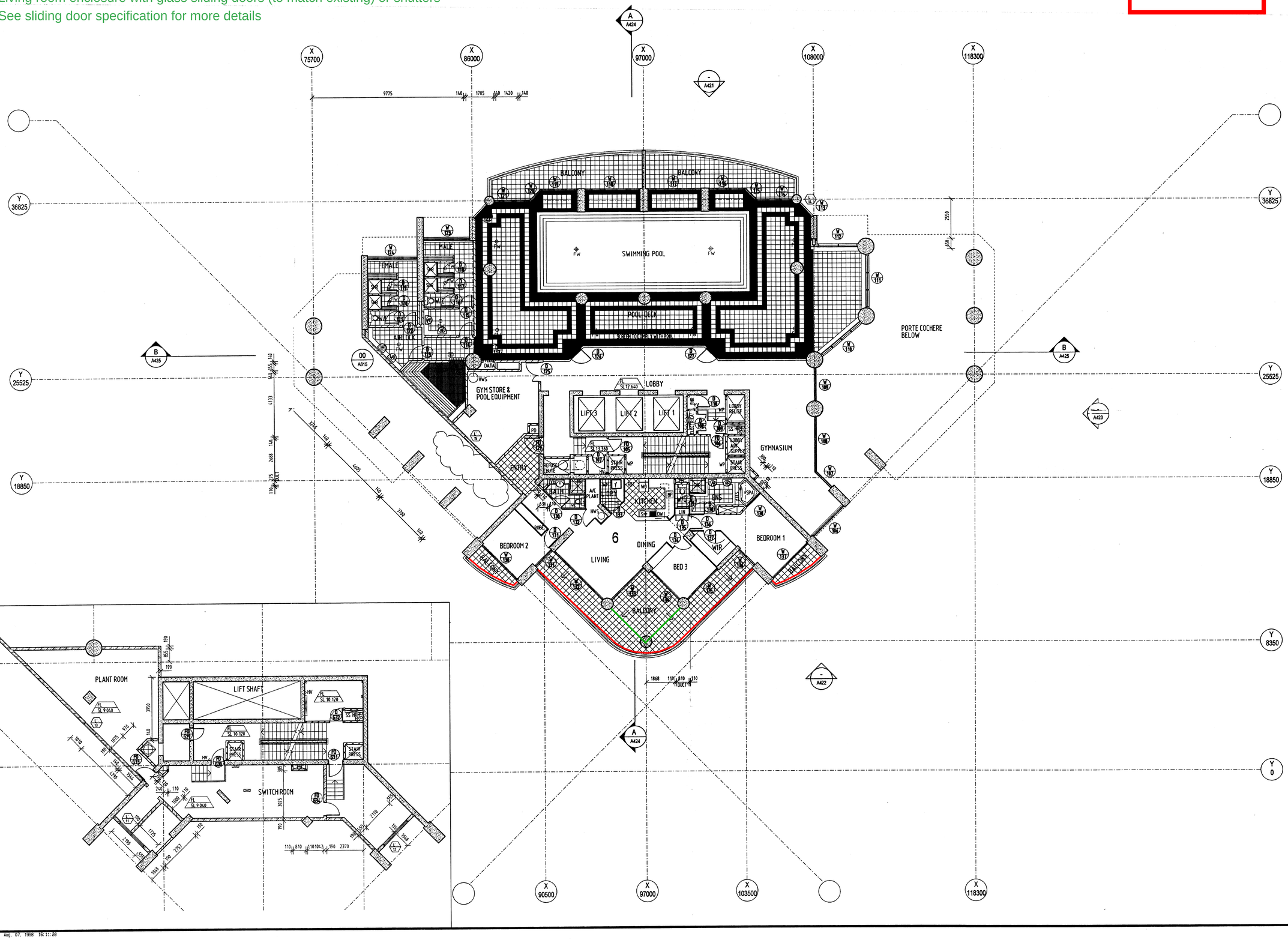


notes:-
Only use figured dimensions. Do not scale from dwgs

Adjoining sheet

| date | no | revision history | check |
|---|---|---|---|
| 07/08/98 | L | Dimensions deleted | AW |
| 29/08/97 | K | Sauna/WC tile layouts revised | AW |
| 5/8/97 | J | Level 1 Stair lobby revised<br>HV's relocated<br>Tile layout revised<br>Ensuite duct added, Spa revised | AW |
| 10/06/97 | I | Gym duct added<br>Type 5 column revised<br>Concrete block wall core filled<br>Kitchen layout unit 6 revised | AW |
| 01/05/97 | H | Conc. block wall moved<br>CWL revised<br>Refuse chute revised | AW |
| 29/04/97 | G | CWS opening relocated as-built<br>Conc. block wall - core filled | AW |
| 11/04/97 | F | Window No's revised<br>Pool deck extended<br>Service door added<br>Louvres & louvre ref. tags added<br>Tiling layout & floor wastes revised<br>Tag added & Dims. deleted to toilets | AW |
| 18/02/97 | E | Construction issue<br>Switchroom block walls core filled<br>Laundry joinery revised | AW |
| 31/01/97 | D | Dimensions added To Mezzanine<br>Louvres added<br>Door numbers revised<br>Stud wall to Change Room Shwrs.<br>Robe added into Bed 3<br>F.W. added into sauna<br>Door swing revised | TF |
| 13/12/96 | C | DIM FOR BALC SETOUT REMOVED | TF |
| 05/12/96 | B | GENERAL REVISIONS | TF |
| 25/09/96 | A | B.A. ISSUE | TF |

key plan north

project/client
Macleay TOWER DOCKSIDE
Pidgeon CIRCUS GROUP
8 GOODWIN STREET, KANGAROO POINT


architects
CCN Cameron Chisholm & Nicol
Architecture Interiors Heritage
Urban Design Master Planning
Level 3, East Quay II
34-36 Glenferrie Drive
Postal : P.O. Box 83
Robina, Queensland 4226
Telephone (07) 55530000
Facsimile (07) 55530611
Email ccn@OnTheNet.com.au


drawing title
MACLEAY TOWER
LEVEL 1
AND MEZZANINE
FLOOR PLANS

| scale | | | | | |
|---|---|---|---|---|---|
| 1:100 (B1) | 0 | 1 | 2 | 3 | 4m |
| approved | | | | | |
| proj no Q9801 | STATE | STAGE | SHEET | | |
| discipline | drawing number | | | | rev no. |
| A | 222 | | | | L |

E:\q9801\cad\plot\a222.dgn Aug. 07, 1998 16:11:28

- Powder-coated aluminium-framed moveable shutters
- Shutter track inside balustrade and dripline on all balconies
- See shutter specification for more details

- Living room enclosure with glass sliding doors (to match existing) or shutters
- See sliding door specification for more details

BCC DS
RECEIVED
20-OCT-2026
APPLICATION REF
A007135632

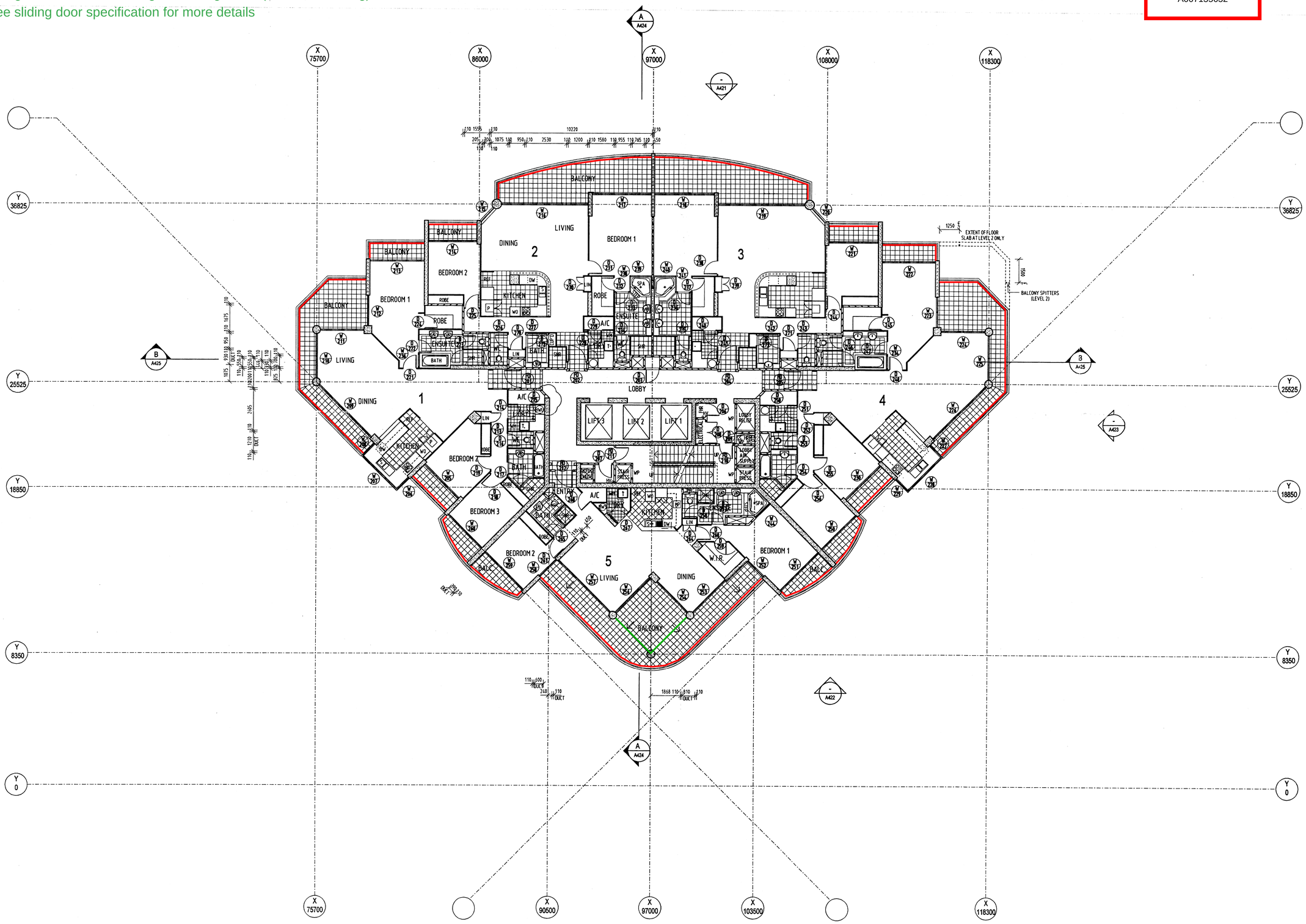


notes:-
Only use figured dimensions. Do not scale from dwgs

Adjoining sheet

| date | no | revision history | check |
|---|---|---|---|
| 07/08/98 | H | Nib deleted - Core wall 1 | AW |
| 5/8/97 | G | Type 1 & 3 ensuites revised<br>HV's relocated, Door No.s added<br>Duct wall dimensions added | AW |
| 10/06/97 | F | Type 5 column revised<br>Kitchen layout unit 5 revised | AW |
| 11/04/97 | E | Door 209 added<br>Unit 1 & 4 bathroom shr revised | AW |
| 13/03/97 | D | Spitters to Lev. 2 Balc. added | AW |
| 18/02/97 | C | Construction issue<br>Laundry joinery revised | AW |
| 05/12/96 | B | GENERAL REVISIONS | TF |
| 25/09/96 | A | B.A. ISSUE | TF |

key plan

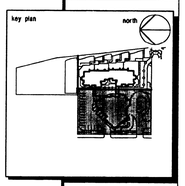


project/client

Macleay TOWER DOCKSIDE

Pidgeon GROSS GROUP

8 GOODWIN STREET, KANGAROO POINT

architects

CCN Cameron Chisholm & Nicol

Architecture Interiors Heritage
Urban Design Master Planning

Level 3, East Quay II
34-36 Glenferrie Drive
(Postal : P.O. Box 83)
Robina, Queensland 4226

Telephone (07) 55933600
Facsimile (07) 55930611
Email ccn@OnTheNet.com.au

drawing title

MACLEAY TOWER
LEVELS 2-19
FLOOR PLAN
(TYPICAL)

scale 1:100 (B1) 0 1 2 3 4m

approved

proj no Q9601 SCATES STINES SPILES

| discipline | drawing number | rev no. |
|---|---|---|
| A | 223 | H |

m:\q9601\cad\plot\a223.dgn Aug. 07, 1998 16:15:50

## WALL SHEETING

A. Wall sheeting generally shall be flushset plasterboard on adhesive daubs over blockwork or concrete, or glued mechanically fixed to metal studs.
B. Sheet bathroom and ensuite walls with flushset villaboard mechanically fixed to metal studs or furring channels over blockwork/ concrete.
C. Install furring channels behind wall sheeting to minimum extent shown dotted on plans, and otherwise as required to pack walls out to accommodate services and/or to rectify irregularities in substrate alignment.

## SECURITY INSTALLATION

(Refer Security Consultant's Drawings)
- Infrared detector (on ceiling)
- Unit control panel
- Code panel
- Video / Intercom unit
- Duress button (under breakfast shelf unless noted otherwise)
- Data key access reader
- Audio submaster- Intercom callstation
- Access button
- Electric Strike
- Electronic dropbolt
- Reed magnetic door contact
- Home and Away keyswith
- Exit push button
- Video splitter

## LEGEND OF FITTINGS (WET AREAS)

| | |
|---|---|
| MTR | Hand Towel Ring |
| MV | Mixer Valve |
| RH | Robe Hook |
| SD | Soap Dish |
| SH | Shower Head |
| SP | Bath Spout |
| TR | 600 mm long Towel Rail |
| TRH | Toilet Roll Holder |
| WD | Water Diverter |

## CEILING NOTES

A. All ceilings, unless noted otherwise shall be flush set plasterboard on suspended metal framing.
C. Kitchens shall have square set cornice.
D. All other cornices (unless noted otherwise) shall be 55mm standard Scotia profile.
E. Finish ceilings against aluminium joinery with casing beads (as noted for wall) unless detailed otherwise.
F. Comply with the requirements of the BCA regarding the installation of 30 STC rated ceilings (and duct walls) below (or around) pipework. General extent shown shaded on plans.
G. Stop cornices 150 mm short of window frame. Return end into wall.

## CEILING LEGEND

- TXPF — Textured paint finish over skim patch
- FCHK — 120/120/120 - 4 Layers 16mm Gyprock 'Fyrechek'
- FSPB — Flushset plasterboard
- EGPT — Exposed grid plasterboard
- EGAT — Exposed grid acoustic tiles
- NCUS — No ceiling unpainted soffit
- NCPS — No ceiling painted soffit
- 2400 — Height of finished ceiling soffit above finished floor level
- 1200 x 600 tile infilled exposed grid suspended system as specified
- Selected chrome plated luxaton ceiling
- 1200 x 600 setout tile
- 30 STC rated ceiling comprising 2 layers of 10mm plasterboard (flushset).
- 30 STC rated comprimising of 13mm plasterboard lining to each side of the 64mm studs.
- 45 STC rated comprimising of 13mm plasterboard lining to each side of the 64mm studs with 2/53 Dacron ISU infill insulation
- 48 STC rated comprimising of 2 layers 13mm plasterboard lining to one side of the 64mm studs, with 1 layer 13mm plasterboard to other face with 50 mm fiberglass insulation

- Access panel in ceiling as specified - confirm location on site.
- EJ — Expansion joint
- FC — Villaboard sheeted concealed grid suspened flush jointed ceiling system with 10mm. exposed expansion joint

## SERVICES LEGEND

- Air Conditioning supply air grille.
- Air Conditioning return air grille.
- Mechanical ventilation exhaust grille.
- Smoke detector
- Sprinkler
- Evac. Speaker
- S.A.G. — Supply air grille

## LIGHTING LEGEND

- Wall mounted light
- Surface mounted downlight
- Recessed light fitting
- Sealed halogen downlight
- Fluorescent batten
- Fluorescent batten w/- emergency light fitting
- Emergency light fitting
- EX — Emergency light exit sign

DUCT.

04 - TYPICAL KITCHEN DUCT.
SCALE 1:10

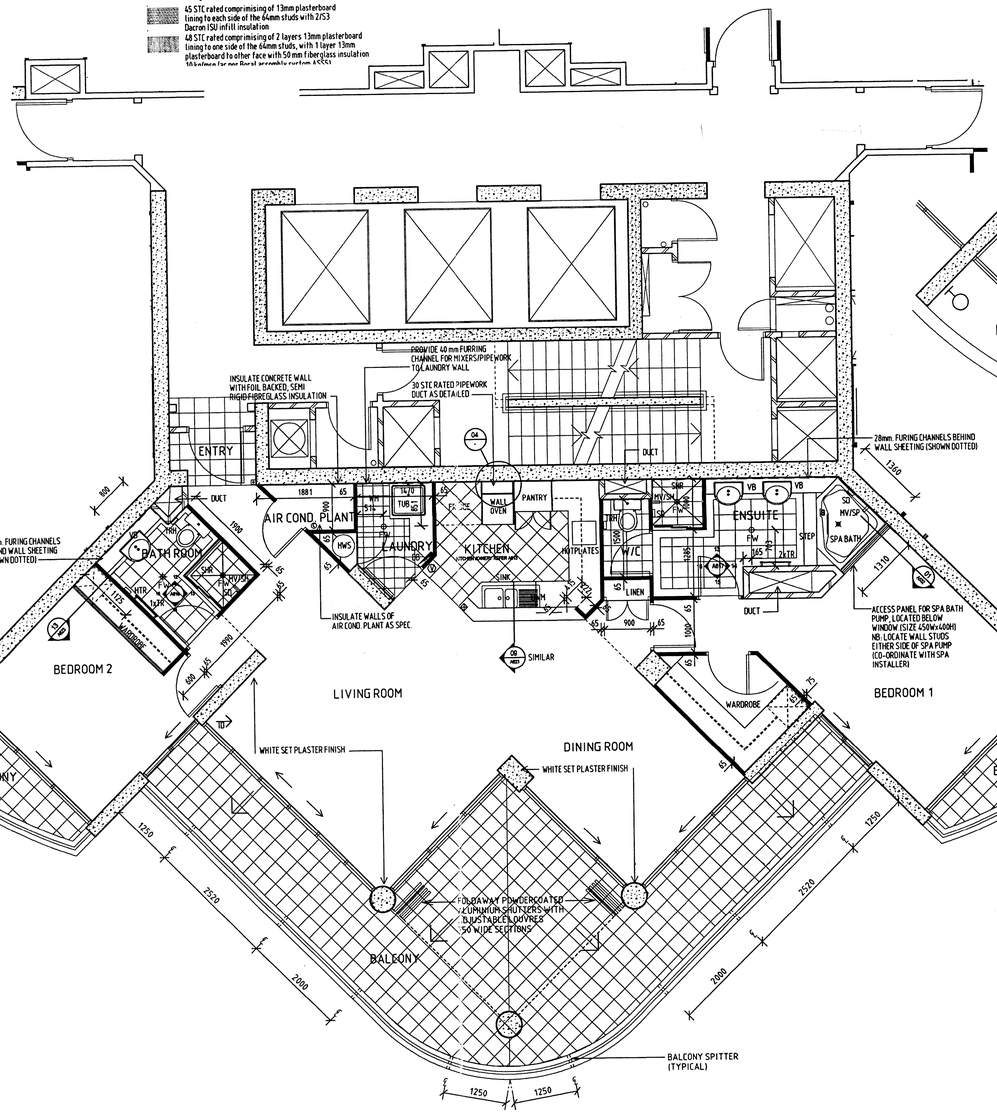


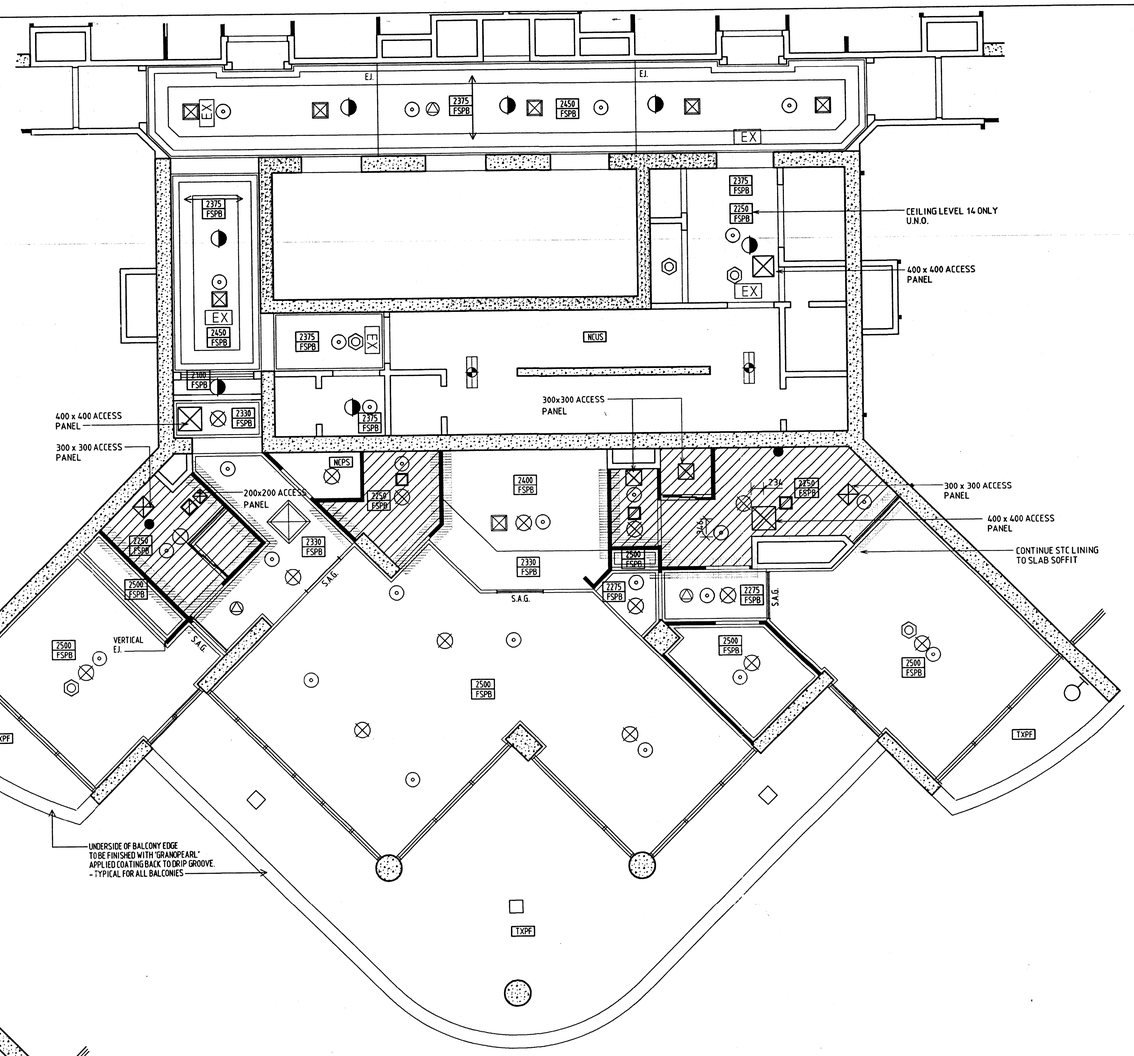


- Balcony enclosure on Level 4 completed as part of initial construction

**BCC DS**
**RECEIVED**
20-OCT-2026
**APPLICATION REF**
A007135632

NOTE:-
Only use figured dimensions. Do not scale from drgs

Adjoining sheet

| date | no | revision history | check |
|---|---|---|---|
| 07/05/98 | A | INITIAL ISSUE | AW |

key plan — north

project/client
Macleay TOWER DOCKSIDE
Pidgeon — MIRVAC GROUP
8 GOODWIN STREET, KANGAROO POINT


architects
CCN Cameron Chisholm & Nicol
Architecture Interiors Heritage Urban Design Master Planning
Level 3, East Quay II 34-36 Glasserie Drive (Postal : P.O. Box 83) Robina, Queensland 4226
Telephone (07) 55930600
Facsimile (07) 55930611
Email ccn@OnTheNet.com.au


drawing title
MACLEAY TOWER
APARTMENT TYPE 5
FLOOR AND CEILING PLAN
LOT 29 ( LEVEL 4)

| | | | |
|---|---|---|---|
| scale 1:50 (B1) | | 0 1 2m | |
| approved | | | |
| proj no Q9601 | BLKS | STRES | BFACS |
| discipline | drawing number | | rev no. |
| A | 708 | | A |

## WALL SHEETING

A. Wall sheeting generally shall be flushset plasterboard on adhesive doubs over blockwork or concrete, or glued mechanically fixed to metal studs.
B. Sheet bathroom and ensuite walls with flushset villaboard mechanically fixed to metal studs or furring channels over blockwork/concrete.
C. Install furring channels behind wall sheeting to minimum extent shown dotted on plans, and otherwise as required to pack walls out to accommodate services and/or to rectify irregularities in substrate alignment.

## SECURITY INSTALLATION

(Refer Security Consultant's Drawings)
- Infrared detector (on ceiling)
- Unit control panel
- Code panel
- Video / Intercom unit
- Duress button (under breakfast shelf unless noted otherwise)
- Data key access reader
- Audio submaster - Intercom callstation
- Access button
- Electric Strike
- Electronic dropbolt
- Reed magnetic door contact
- Home and Away keyswith
- Exit push button
- Video splitter

## LEGEND OF FITTINGS (WET AREAS)

| | |
|---|---|
| HTR | Hand Towel Ring |
| MV | Mixer Valve |
| RH | Robe Hook |
| SD | Soap Dish |
| SH | Shower Head |
| SP | Bath Spout |
| TR | 600 mm long Towel Rail |
| TRH | Toilet Roll Holder |
| WD | Water Diverter |

## CEILING NOTES

A. All ceilings, unless noted otherwise shall be flush set plasterboard on suspended metal framing.
C. Kitchens shall have square set cornice.
D. All other cornices (unless noted otherwise) shall be 55mm standard Scotia profile.
E. Finish ceilings against aluminium joinery with casing beads (as noted for wall) unless detailed otherwise.
F. Comply with the requirements of the BCA regarding the installation of 30 STC rated ceilings (and duct walls) below (or around) pipework. General extent shown shaded on plans.
G. Stop cornices 150 mm short of window frame. Return end into wall.

## CEILING LEGEND

- TXPF — Textured paint finish over skim patch
- FCHK — 120/120/120 - 4 Layers 16mm Gyprock 'Fyrechek'
- FSPB — Flushset plasterboard
- EGPT — Exposed grid plasterboard
- EGAT — Exposed grid acoustic tiles
- NCUS — No ceiling unpainted soffit
- NCPS — No ceiling painted soffit
- 2400 — Height of finished ceiling soffit above finished floor level
- 1200 x 600 tile infilled exposed grid suspended system as specified
- Selected chrome plated luxalon ceiling
- 1200 x 600 setout tile
- 30 STC rated ceiling comprising 2 layers of 10mm plasterboard (flushset).
- 30 STC rated comprimising of 13mm plasterboard lining to each side of the 64mm studs.
- 45 STC rated comprimising of 13mm plasterboard lining to each side of the 64mm studs with 2/55 Dacron 150 infill insulation
- 48 STC rated comprimising of 2 layers 13mm plasterboard lining to one side of the 64mm studs, with 1 layer 13mm plasterboard to other face with 50 mm fiberglass insulation

- Access panel in ceiling as specified - confirm location on site.
- EJ — Expansion joint
- FC — Villaboard sheeted concealed grid suspened flush pointed ceiling system with 10mm. exposed expansion joint

## SERVICES LEGEND

- Air Conditioning supply air grille.
- Air Conditioning return air grille.
- Mechanical ventilation exhaust grille.
- Smoke detector
- Sprinkler
- Evac. Speaker
- S.A.G. — Supply air grille

## LIGHTING LEGEND

- Wall mounted light
- Surface mounted downlight
- Recessed light fitting
- Sealed halogen downlight
- Fluorescent batten
- Fluorescent batten w/- emergency light fitting
- Emergency light fitting
- EXIT — Emergency light exit sign

DUCT.

04 - TYPICAL KITCHEN DUCT.
SCALE 1:10

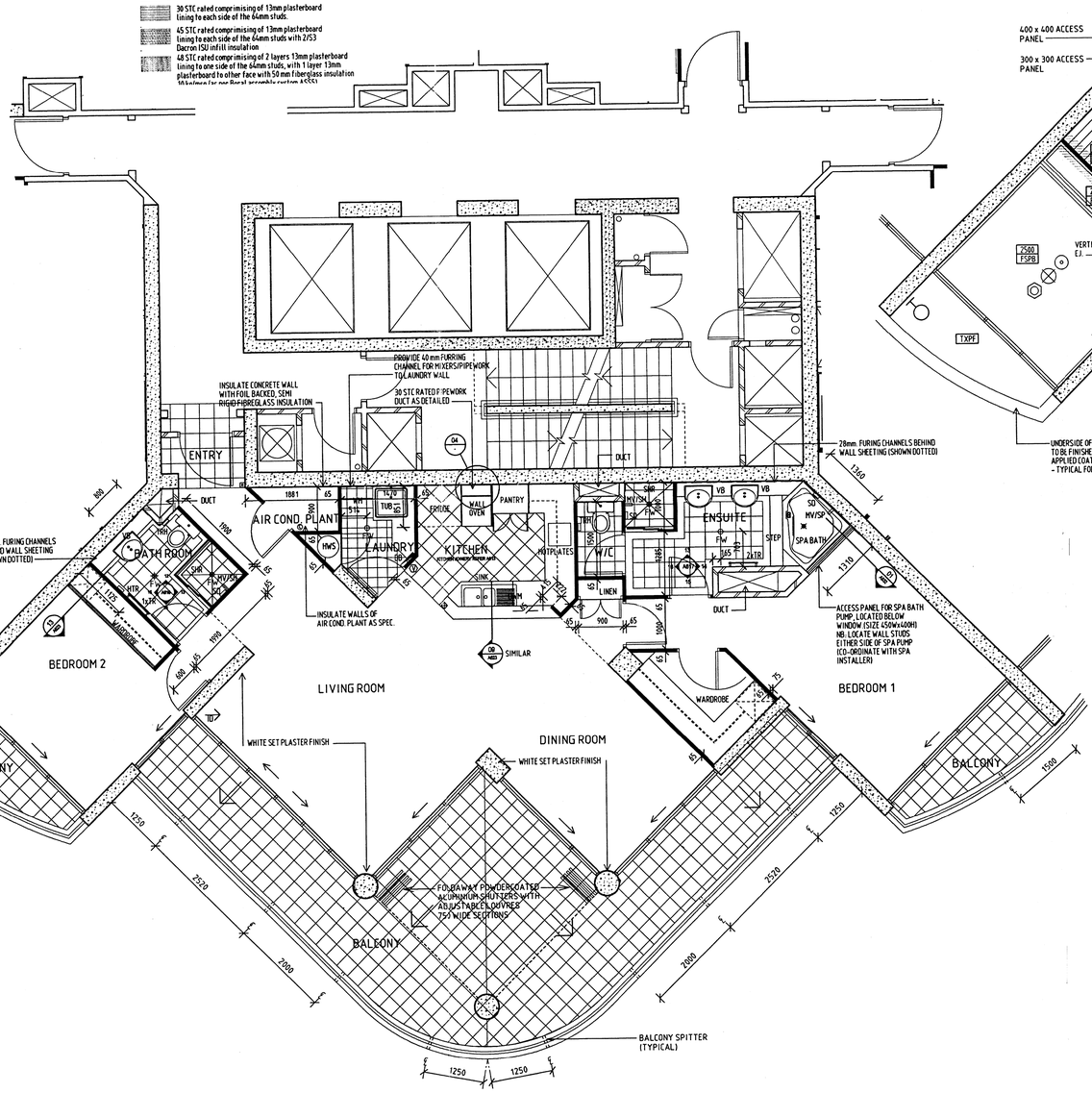


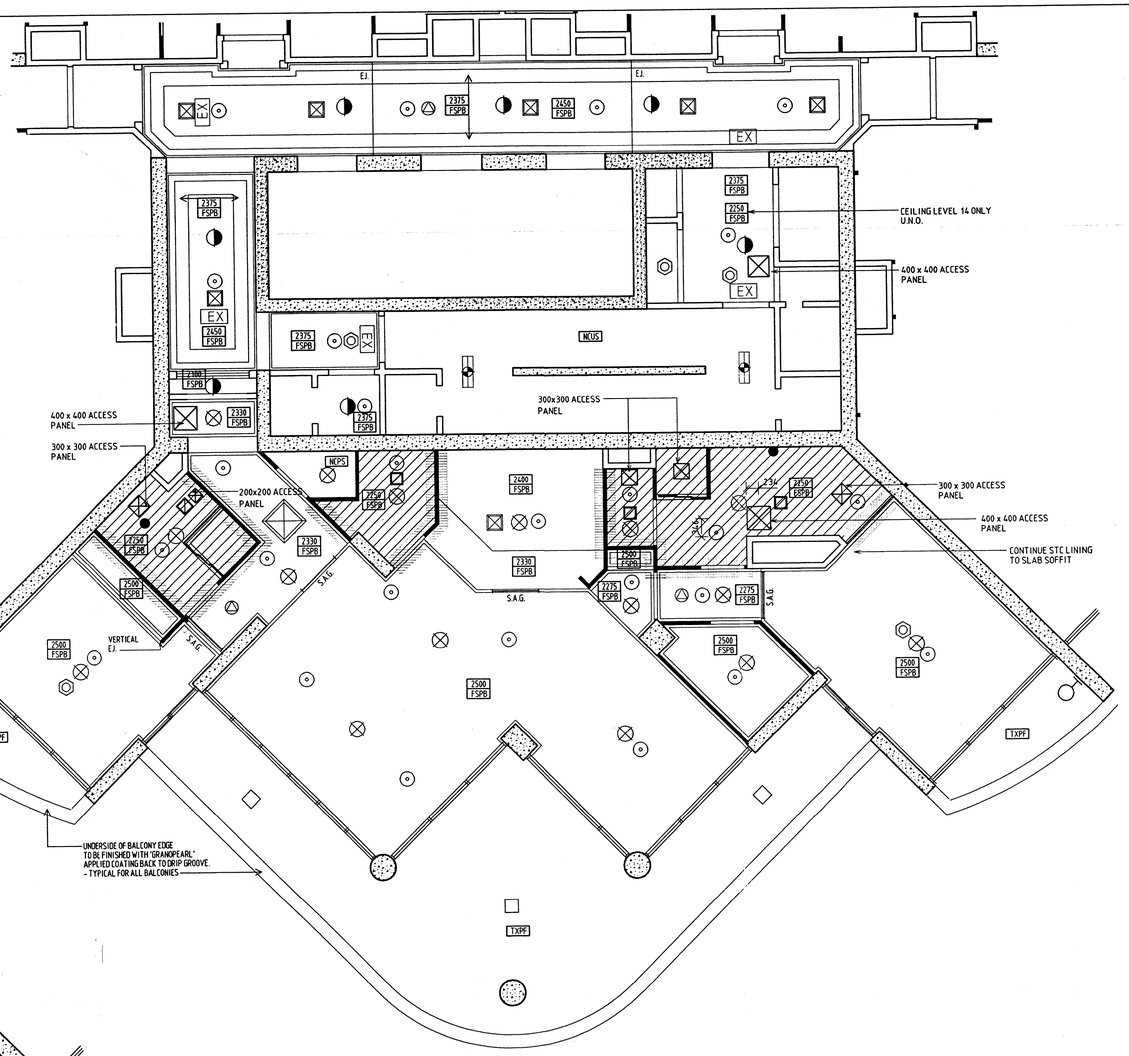


- Balcony enclosure on Level 16 completed as part of initial construction

BCC DS
RECEIVED
20-OCT-2026
APPLICATION REF
A007135632

notes:-
Only use figured dimensions. Do not scale from dwgs

Adjoining sheet

| date | no | revision history | AM check |
|---|---|---|---|
| 07/05/98 | A | INITIAL ISSUE | |

key plan — north

project/client
Macleay TOWER DOCKSIDE
Ridgeon — CHRISTIS GROUP
6 GOODWIN STREET, KANGAROO POINT

architects
CCN Cameron Chisholm & Nicol
Architecture Interiors Heritage
Urban Design Master Planning
Level 3, East Quay II
34-36 Glenelg Street
(Postal : P.O. Box 333)
Robina, Queensland 4226
Telephone (07) 55530600
Facsimile (07) 55530611
Email ccn@ccnetnet.com.au

drawing title
MACLEAY TOWER
APARTMENT TYPE 5
FLOOR AND CEILING PLAN
LOT 89 ( LEVEL 16)

| | | |
|---|---|---|
| scale 1:50 (B1) | | 0 1 2m |
| approved | | |
| proj no Q9601 | DRAWN STAGE | |
| discipline A | drawing number 709 | rev no. A |

BCC DS
RECEIVED
20-OCT-2026
APPLICATION REF
A007135632

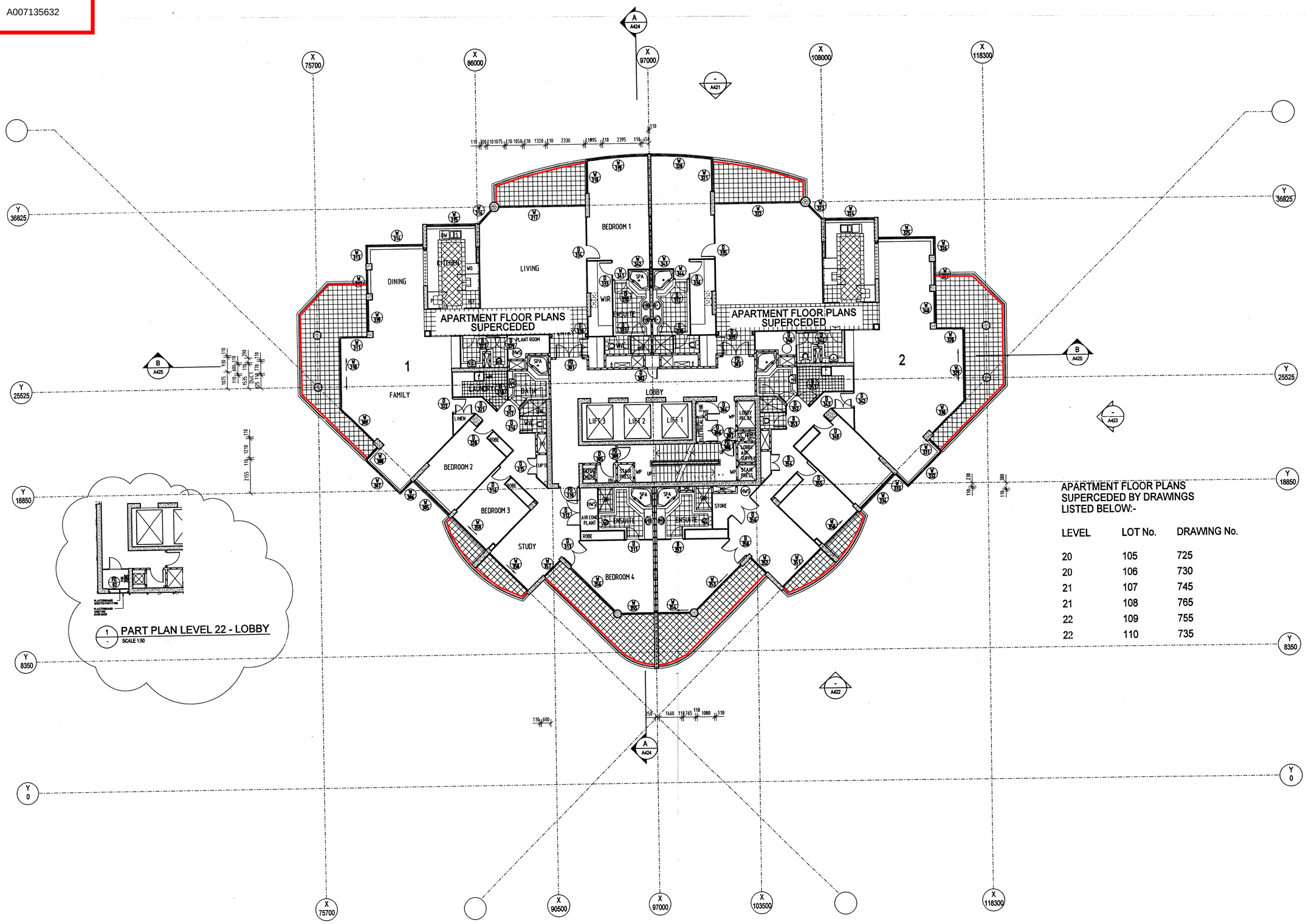


APARTMENT FLOOR PLANS SUPERCEDED BY DRAWINGS LISTED BELOW:-

| LEVEL | LOT No. | DRAWING No. |
|---|---|---|
| 20 | 105 | 725 |
| 20 | 106 | 730 |
| 21 | 107 | 745 |
| 21 | 108 | 765 |
| 22 | 109 | 755 |
| 22 | 110 | 735 |

notes:-
Only use figured dimensions. Do not scale from dwgs

Adjoining sheet

| date | no | revision history | check |
|---|---|---|---|
| 03/09/98 | K | Part Plan level 22 added | AW |
| 25/06/98 | J | Reference notes added | AW |
| 11/12/97 | I | Balconies revised<br>Penthouse 1 plantroom revised<br>Penthouse 2 store Revised<br>Dimensions Revised | AW |
| 07/11/97 | H | Columns Revised<br>Note added<br>Dimension revised<br>Concrete block wall revised | AW |
| 16/09/97 | G | Mech. Duct dimension added<br>Nib deleted - Core Wall 1 | AW |
| 5/8/97 | F | HV's relocated | AW |
| 10/06/97 | E | A/C plant wall, D313 revised | AW |
| 11/04/97 | D | Doors added | AW |
| 18/02/97 | | Construction issue | AW |
| 31/01/97 | C | Door sizes revised | TF |
| 05/12/96 | B | GENERAL REVISIONS | TF |
| 25/09/96 | A | B.A. ISSUE | TF |

key plan north

project/client
Macleay TOWER DOCKSIDE
Pidgeon
GOODWIN STREET, KANGAROO POINT

architects
CCN Cameron Chisholm & Nicol
Architecture Interiors Heritage
Urban Design Master Planning
Level 3, East Quay II
34-36 Glenferrie Drive
(Postal : P.O. Box 63)
Robina, Queensland 4226
Telephone (07) 55933600
Facsimile (07) 55930611
Email ccn@OnTheNet.com.au

drawing title
MACLEAY TOWER
LEVELS 20-22
FLOOR PLANS
(SUB PENTHOUSE)

scale 1:100 (B1) 0 1 2 3 4m
approved
proj no Q9601 STATES STIMES SFILES
discipline A
drawing number 224
rev no. K

BCC DS
RECEIVED
20-OCT-2026
APPLICATION REF
A007135632

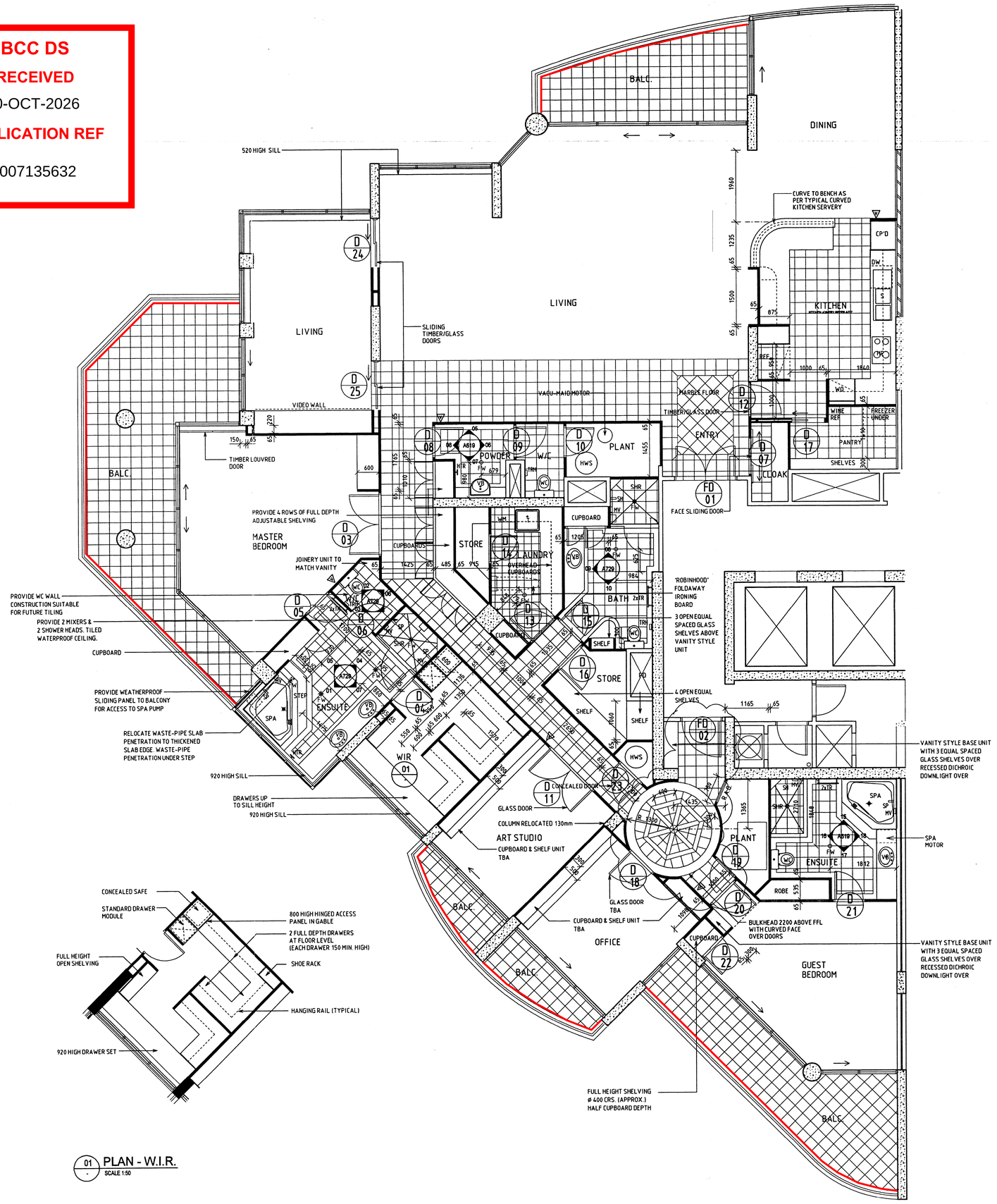





01 PLAN - W.I.R.
SCALE 1:50

**WALL SHEETING**

A. Wall sheeting generally shall be flushset plasterboard on adhesive dabs over blockwork or concrete, or glued mechanically fixed to metal studs.
B. Sheet bathroom and ensuite walls with flushset villaboard mechanically fixed to metal studs or furring channels over blockwork/ concrete.
C. Install furring channels behind wall sheeting to minimum extent shown dotted on plans, and otherwise as required to pack walls out to accommodate services and/or to rectify irregularities in substrate alignment.

**SECURITY INSTALLATION**

(Refer Security Consultant's Drawings)
- Infrared detector (on ceiling)
- Unit control panel
- Code panel
- Video / Intercom unit
- Duress button (under breakfast shelf unless noted otherwise)
- Data key access reader
- Audio subMaster- Intercom callstation
- Access button
- Electric Strike
- Electronic dropbolt
- Reed magnetic door contact
- Home and Away keyswith
- Exit push button
- Video splitter

**LEGEND OF FITTINGS (WET AREAS)**

| | |
|---|---|
| HTR | Hand Towel Ring |
| MV | Mixer Valve |
| RH | Robe Hook |
| SD | Soap Dish |
| SH | Shower Head |
| SP | Bath Spout |
| TR | 600 mm long Towel Rail |
| TRH | Toilet Roll Holder |
| WO | Waste Diverter |

**GENERAL NOTES**

1. VACU-MAID Outlets to be installed by supplier
2. Provide 2 layers 13 mm plasterboard to each side of unit party walls to Master Bedroom & Ensuite. All fixing junctions, perimeters & gaps to be acoustically caulked. Stagger plasterboard joints. Provide 25 mm minimum insulation to wall cavities formed by battens/ furring channels

notes:-
Only use figured dimensions. Do not scale from dwgs

Adjoining sheet

| date | no | revision history | check |
|---|---|---|---|
| 17/08/98 | I | Rear entry tiles revised | AW |
| 25/05/98 | H | Floor tiles revised | AW |
| 23/04/98 | G | WIR revised<br>Bath cupboard revised | AW |
| 20/04/98 | F | Client revisions<br>Acoustic note added, Kitchen revised<br>Bath accessories added | AW |
| 26/03/98 | E | Guest bed. glazing revised<br>Kitchen revised | AW |
| 24/03/98 | D | Sculpture display deleted<br>Timber floor deleted<br>Sliding doors revised<br>Kitchen wall relocated<br>Vacu-maid added<br>Ensuite revised | AW |
| 27/02/98 | C | Construction issue<br>Office entry relocated<br>Stud wall relocated<br>Kitchen o'head cupboards added<br>Dimensions added | AW |
| 22/01/98 | B | Door numbers & dimensions added<br>Floor plan revised | AW |
| 16/12/97 | A | Initial issue | AW |

key plan — north

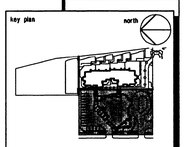

project/client
Macleay TOWER DOCKSIDE
Pidgeon — Cirdis Group
8 GOODWIN STREET, KANGAROO POINT

architects
CCN Cameron Chisholm & Nicol
Architecture Interiors Heritage
Urban Design Master Planning
Level 3, East Quay II
34-36 Glenferrie Drive
(Postal : P.O. Box 63)
Robina, Queensland 4226
Telephone (07) 55530600
Facsimile (07) 55530611
Email ccn@OnTheNet.com.au

drawing title
PROPOSED APARTMENT
FOR MR & MRS LAU
FLOOR PLAN
LOT 105 ( LEVEL 20 )

scale 1:50 (B1) — 0 1 2m
approved
proj no Q9801 BLKS STNES SFLS
discipline | drawing number | rev no.
A | 725 | I

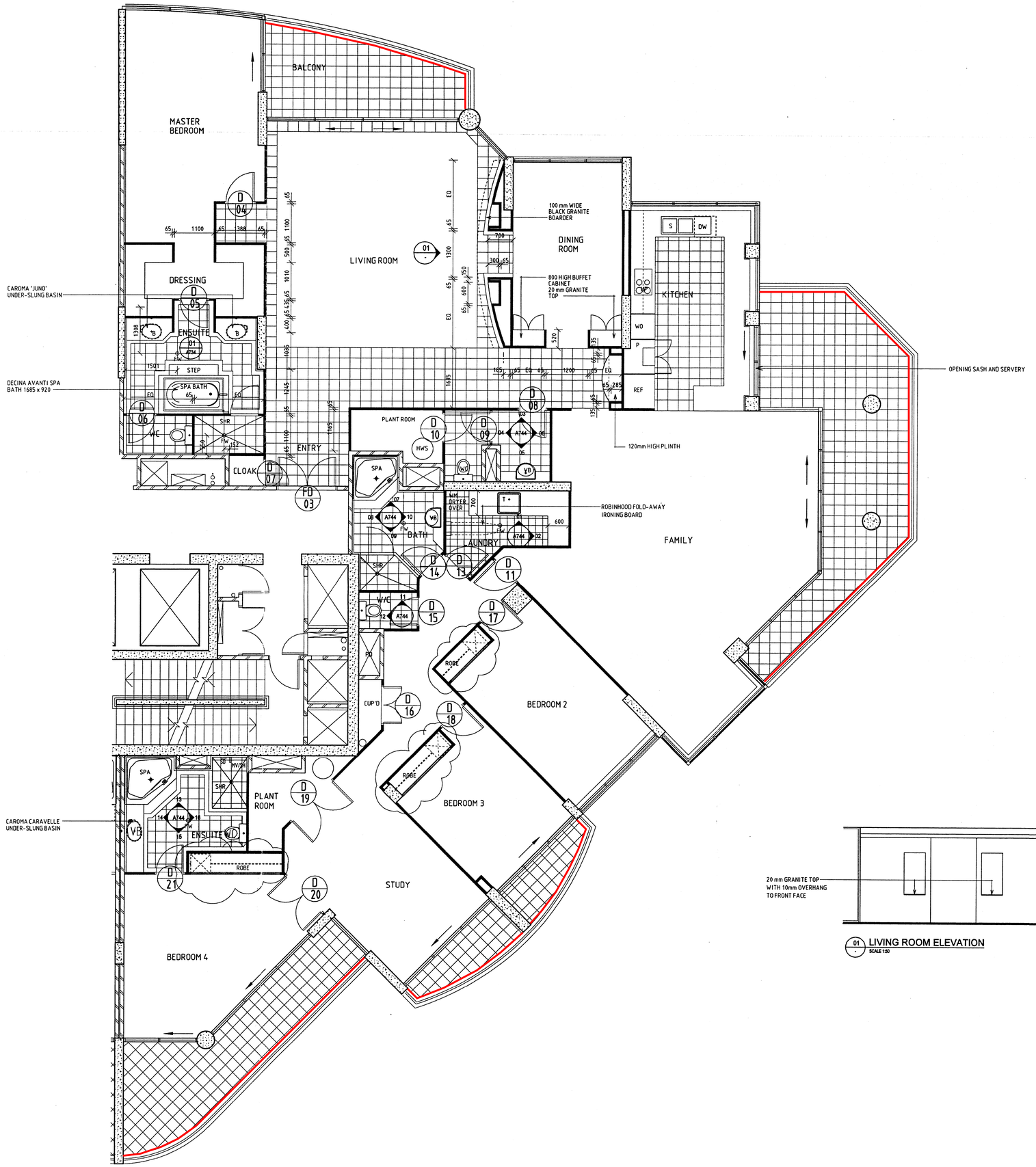


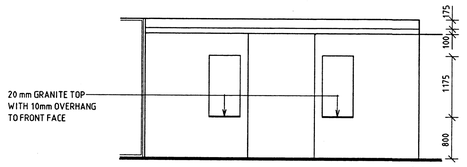


01 LIVING ROOM ELEVATION
SCALE 1:50

**WALL SHEETING**

A. Wall sheeting generally shall be flushset plasterboard on adhesive daubs over blockwork or concrete, or glued mechanically fixed to metal studs.
B. Sheet bathroom and ensuite walls with flushset villaboard mechanically fixed to metal studs or furring channels over blockwork/ concrete.
C. Install furring channels behind wall sheeting to minimum extent shown dotted on plans, and otherwise as required to pack walls out to accommodate services and/or to rectify irregularities in substrate alignment.

**LEGEND OF FITTINGS (WET AREAS)**

| | |
|---|---|
| HTR | Hand Towel Ring |
| MV | Mixer Valve |
| RH | Robe Hook |
| SD | Soap Dish |
| SH | Shower Head |
| SP | Bath Spout |
| TR | 600 mm long Towel Rail |
| TRH | Toilet Roll Holder |
| WD | Water Diverter |

**GENERAL NOTES**

1. Dimensional setout as for typical Penthouse drawing A233 & lot 110, UNO.
2. Provide 2 layers 13 mm plasterboard to each side of unit party walls to Master Bedroom & Ensuite. All fixing junctions, perimeters & gaps to be acoustically caulked. Stagger plasterboard joints. Provide 25 mm minimum insulation to wall cavities formed by battens/ furring channels
3. Wet area tile border to be 120mm maximum width where tile borders required.

notes:-
Only use figured dimensions. Do not scale from dwgs

Adjoining sheet

| date | no | revision history | check |
|---|---|---|---|
| 12/06/98 | I | Drawer units to robes added | AW |
| 02/06/98 | H | Tiling revised<br>Security transfered to A732 | AW |
| 23/04/98 | G | Client revsions | AW |
| 17/04/98 | F | Dining/ Living room revised<br>Elevation 01 added<br>Living room tiling revised<br>Reference tags revised<br>Laundry revised<br>Kitchen tiles revised<br>Drawing title revised<br>Acoustic noted added | AW |
| 16/03/98 | E | Cloak cupboard shown<br>Sliding door info added<br>Bathroom revisions | AW |
| 17/02/98 | D | HWU & Reference tags added<br>Master Bed ensuite revised | AW |
| 12/01/98 | C | Kitchen servery revised<br>Door numbers added<br>Door D07 swing revised | AW |
| 16/12/97 | B | Construction Issue<br>Balcony revised | AW |
| 10/12/97 | A | Initial Issue | AW |

key plan

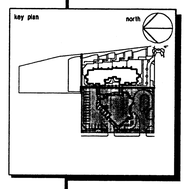


project/client
Macleay TOWER DOCKSIDE
Pidgeon
GERDIS GROUP
8 GOODWIN STREET, KANGAROO POINT

architects
CCN Cameron Chisholm & Nicol
Architecture Interiors Heritage
Urban Design Master Planning
Level 3, East Quay II
34-36 Glenferrie Drive
(Postal : P.O. Box 63)
Robina, Queensland 4226
Telephone (07) 55933600
Facsimile (07) 55930611
Email ccn@OnTheNet.com.au

drawing title
PROPOSED PENTHOUSE
LOT 106
FLOOR PLAN
( LEVEL 20 )

scale 1:50 (B1) 0 1 2m
approved
proj no Q9601 STATES STIMES SPILES

| discipline | drawing number | rev no. |
|---|---|---|
| A | 730 | I |

**BCC DS**
**RECEIVED**
20-OCT-2026
**APPLICATION REF**
A007135632

BCC DS
RECEIVED
20-OCT-2026
APPLICATION REF
A007135632




| date | sc | revision history | check |
|---|---|---|---|
| 08/05/98 | E | Glazing levels 15 & 17 revised | AM |
| 17/04/97 | e | Glazing Level 1 revised | AM |
| 19/02/97 | E | RL. to level 24 revised | AM |
| 12/02/97 | D | Sub Penthouse level added | AM |
| 07/02/97 | C | Construction Issue | TF |
| 04/02/97 | C | Conc. beam changed to precast | TF |
| 05/12/96 | B | Balc. edge note revised | TF |
| 25/09/96 | A | GENERAL REVISIONS | TF |
| | | B.A. ISSUE | TF |

notes:
Only use figured dimensions. Do not scale from drawing.

Adjoining sheet

key plan




project/client
Macleay TOWER
DOCKSIDE
Dalgeon
GROUP

at GOODWIN STREET, KANGAROO POINT

architects
CCN Cameron Chisholm & Nicol
Architecture Interior Design Heritage
Urban Design Master Planning
Level 3, East Quay II
234-236 Grey St, PO Box 643
Robina, Queensland 4226
Telephone (07) 55530600
Facsimile (07) 55530611
Email ccn@OnTheNet.com.au

drawing title
MACLEAY TOWER
EAST ELEVATION

scale 1:100 (B1) 0 1 2 3 4m
approved
proj no. 96901 suffix stage
description drawing number A 421 rev no. G

BCC DS
RECEIVED
20-OCT-2026
APPLICATION REF
A007135632

\\Bccfs01\data\Projects\Macleay Tower\Drawings\Dwg\Macleay Tower West Elevation.dwg Aug. 10, 1998 15:37:49

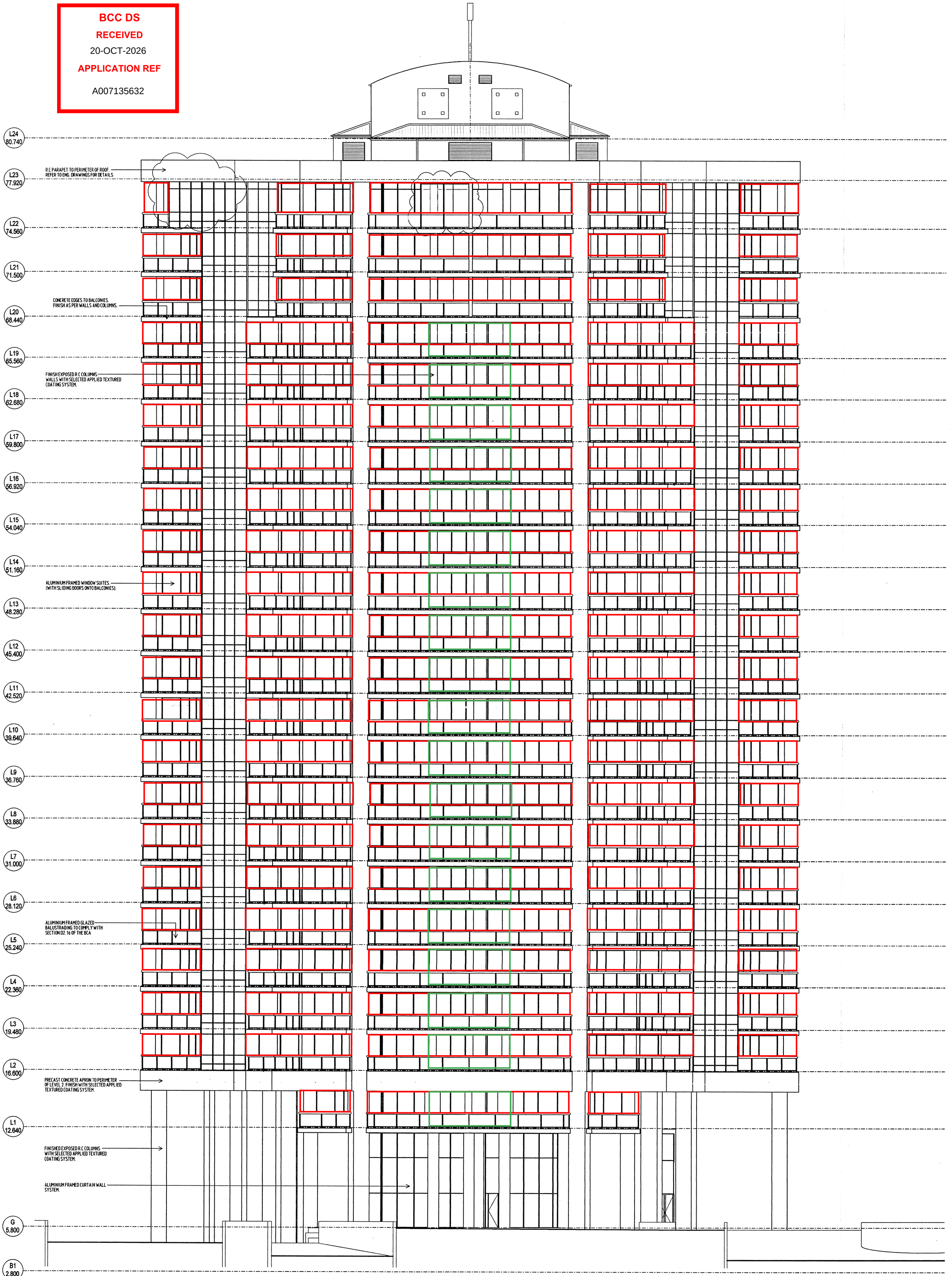


notes:-
Only use figured dimensions. Do not scale from dwgs

Adjoining sheet

| no | date | revision history | check |
|---|---|---|---|
| G | 10/08/98 | Level 22 glazing screen added | AW |
| F | 03/05/98 | Level 22 glazing revised | AW |
| E | 16/09/97 | Plantroom revised | AW |
| D | 17/04/97 | Elevation revised | AW |
| C | 19/02/97 | Construction issue<br>Sub Penthouse level added | AW |
| B | 05/12/96 | Conc. beam changed to precast<br>Balc. edge note revised | TF |
| A | 25/09/96 | GENERAL REVISIONS<br>B.A. ISSUE | TF |

key plan

north

project/client
Macleay TOWER DOCKSIDE
Pidgeon
GROUP GROUP

architects
CCN Cameron Chisholm & Nicol
Architecture Interiors Heritage
Urban Design Master Planning
Level 3, East Quay II
34-36 Glenferrie Drive
Postal : P.O. Box 651
Robina, Queensland 4226
Telephone (07) 55530000
Facsimile (07) 55530011
Email ccn@CHARLESCHOL

drawing title
MACLEAY TOWER
WEST ELEVATION

scale 1:100 (B1) 0 1 2 3 4m
proj no. Q9901 sheets sheet size
drawing number
A 422 G
discipline approved rev no.

GOODWIN STREET, KANGAROO POINT

\\Q9801\Cad\Q9801_A423.dgn May. 13. 1998 14:28:49

# Note: North Elevation Mirror of South Elevation

BCC DS
RECEIVED
20-OCT-2026
APPLICATION REF
A007135632




notes:-
Only use figured dimensions. Do not scale from drgs

Adjoining sheet

| no | revision history | date | check |
|---|---|---|---|
| F | Plantroom revised | 13/08/98 | AW |
| E | Plantroom revised | 16/09/97 | AW |
| D | Glazing Level 1 revised | 17/04/97 | AW |
| C | Construction issue | 19/02/97 | AW |
| | Sub Penthouse level added | | |
| | Conc. Beam changed to precast | | |
| B | Balc. edge note revised | 05/12/96 | TF |
| A | GENERAL REVISIONS | 25/09/96 | TF |
| | B.A. ISSUE | | |

key plan

project/client
Mackay TOWER DOCKSIDE
Dubcon GROUP
9 GOODWIN STREET, KANGAROO POINT

architects
Cameron Chisholm & Nicol
Architecture Interior Design Urban Design Heritage Master Planning
Level 3, East Quay II
34-36 Glenfrrie Drive
PO Box 1228
Robina Queensland 4226
Telephone (07) 55530611
Facsimile (07) 55530611
Email ccn@chilli.com.au

drawing title
MACLEAY TOWER
SOUTH ELEVATION

scales 1:100 (B1) 0 1 2 3 4m
approved
proj no Q9801 BLKS STRET BLKS
discipline drawing number 423 rev no. F

R:\8600\cad\dgn\424.dgn Oct. 09, 1997 15:21:07

STEEL FRAMED ROOF SHEETED WITH COLORBOND CUSTOM ORB. TO FUTURE DETAIL.

EXPOSED R.C STRUCTURE TO LIFT MOTOR ROOM AND TANKS. REFER ENG DETAILS.

REINF. BLOCKWORK TO BE FINISHED WITH SELECTED APPLIED TEXTURED COATING.

L24 80.740

R.C ROOF SLAB. FALLING TO OUTLETS. FINISH WITH MEMBRANE ROOFING SYSTEM AND TOP WITH TRAFFICABLE MEDIUM.

R.C CONC. PARAPET TO PERIMETER OF ROOF LEVEL. REFER TO ENG. DETAILS.

L23 77.920

L22 74.560

L21 71.500

BEDROOM 4

ENSUITE

ENSUITE

BEDROOM 1

ALUMINIUM FRAMED CURTAIN WALL SYSTEM WITH FORD BLUE GLASS.

L20 68.440

R.C FLOOR SLAB TO ENG. DETAILS

L19 65.560

L18 62.680

L17 59.800

L16 56.920

ALUMINIUM FRAMED GLAZED BALUSTRADES TO COMPLY WITH SECTION D2.16 OF THE B.C.A

L15 54.040

L14 51.160

ALUMINIUM FRAMED WINDOW SUITES. (WITH SLIDING DOOR ONTO BALCONY).

L13 48.280

L12 45.400

PLASTERBOARD CEILINGS THROUGHOUT. SUSPENDED OR FRAMED AS REQUIRED.

L11 42.520

L10 39.640

L9 36.760

METEL STUD FRAMED WALLS INSIDE UNITS. SHEET WITH PLASTERBOARD GENERALLY, BUT WITH F.C IN WET AREAS.

L8 33.880

L7 31.000

R.C AND BLOCKWORK WALLS AND COLUMNS INSIDE UNITS TO BE FINISHED WITH SHEET PLASTERBOARD GENERALLY, BUT WITH F.C IN WET AREAS

L6 28.120

L5 25.240

L4 22.360

L3 19.480

LIVING

KITCHEN

LIFT LOBBY

ENSUITE

BEDROOM 1

L2 16.600

PRECAST CONCRETE APRON PERIMETER TO LEVEL 2. FINISH WITH SELECTED APPLIED TEXTURED COATING

LIVING

KITCHEN

STAIR

POOL DECK

FIBRE CEMENT SHEETED SOFFIT ON RIDGID SUSPENSION FRAMING

L1 12.640

SWITCH ROOM

POOL

R.C POOL STRUCTURE. REFER TO ENG. DETAILS.

SUSPENDED PLASTERBOARD CEILING

ALUMINIUM FRAMED CURTAIN WALL SYSTEM

MEETING ROOM

PUMP ROOM

LIFT

LOBBY

G 5.800

B1 2.800

STAIR

CARPARK

STORE

STORE

CARPARK

| date | no | revision history | check |
|---|---|---|---|
| 09/10/97 | H | West parapet edge revised | AW |
| 16/09/97 | G | Block wall core filled | AW |
| 17/06/97 | F | Plantroom revised | |
| 19/02/97 | E | Meeting room ceiling added | AW |
| 17/02/97 | E | Sub Penthouse level added | AW |
| 07/02/97 | E | Construction issue | TF |
| 06/02/97 | D | Conc.beam changed to precast | |
| 13/12/96 | C | Precast edge note removed | TF |
| 05/12/96 | B | EDGE OF PARAPET REVISED | TF |
| 25/09/96 | A | GENERAL REVISIONS | TF |
| | | B.A. ISSUE | TF |

Adjoining sheet

notes- Only use figured dimensions. Do not scale from drwgs

key plan — north

project/client
Macleay TOWER DOCKSIDE
8 GOODWIN STREET, KANGAROO POINT

architects
Cameron Chisholm & Nicol
Architecture Interior Design Urban Design Master Planning
Level 3, East Quay II 58 Gray Street (Postal : P.O. Box 631) Kelvin Grove, Queensland 4059 Telephone (07) 3856 3800 Facsimile (07) 3856 3811 Email Cam.Chis@ozemail.com.au

drawing title
MACLEAY TOWER SECTION A EAST WEST

scale 1:100 (B1) 0 1 2 3 4m
approved
proj no Q8601 suits sheet drawing number 424
discipline
rev no. A H

BCC DS
RECEIVED
20-OCT-2026
APPLICATION REF
A007135632

BCC DS
RECEIVED
20-OCT-2026
APPLICATION REF
A007135632

L24 80.740
L23 77.920
L22 74.560
L21 71.500
L20 68.440
L19 65.560
L18 62.680
L17 59.800
L16 56.920
L15 54.040
L14 51.160
L13 48.280
L12 45.400
L11 42.520
L10 39.640
L9 36.760
L8 33.880
L7 31.000
L6 28.120
L5 25.240
L4 22.360
L3 19.480
L2 16.600
L1 12.640
G 5.800
B1 2.800

REINF. BLOCKWORK TO BE FINISHED WITH SELECTED APPLIED TEXTURED COATING.
R.C CONC. PARAPET TO PERIMETER OF ROOF LEVEL. REFER TO ENG. DETAILS.
ALUMINIUM FRAMED CURTAIN WALL SYSTEM WITH FORD BLUE GLASS.
ALUMINIUM FRAMED WINDOW SUITES. (WITH SLIDING DOOR ONTO BALCONY).
PLASTERBOARD CEILINGS THROUGHOUT. SUSPENDED OR FRAMED AS REQUIRED.
METEL STUD FRAMED WALLS INSIDE UNITS. SHEET WITH PLASTERBOARD GENERALLY, BUT WITH F.C IN WET AREAS.
R.C AND BLOCKWORK WALLS AND COLUMNS INSIDE UNITS TO BE FINISHED WITH SHEET PLASTERBOARD GENERALLY, BUT WITH F.C IN WET AREAS
FIBRE CEMENT SHEETED SOFFIT ON RIDGID SUSPENSION FRAMING
SUSPENDED PLASTERBOARD CEILING

R.C ROOF SLAB. FALLING TO OUTLETS. FINISH WITH MEMBRANE ROOFING SYSTEM AND TOP WITH TRAFFICABLE MEDIUM.
R.C FLOOR SLAB TO ENG. DETAILS
ALUMINIUM FRAMED GLAZED BALUSTRADES TO COMPLY WITH SECTION D2.16 OF THE B.C.A
PRECAST CONCRETE APRON PERIMETER TO LEVEL 2. FINISH WITH SELECTED APPLIED TEXTURED COATING
ALUMINIUM FRAMED CURTAIN WALL SYSTEM

FAMILY | POWDER | PLANT | WC | SHR | SHR | WC | PLANT | POWDER | FAMILY
LIVING | BEDROOM 1 | ENS | WC | BATH | L'DRY | WC | SHR | SHR | WC | L'DRY | BATH | WC | ENS | BEDROOM 1 | LIVING
AIRLOCK | POOL DECK
WIR | ENS | WC | BATH | L'DRY | FOYER
CAR PARK | CAR PARK

drawing title
MACCLEAY TOWER
SECTION B
NORTH SOUTH

scale 1:100 (B1)
approved
proj no 08601
discipline drawing number
sheets sheet
A 425 D
rev no.

architects
Cameron Chisholm & Nicol
Architecture Interiors Heritage
Urban Design Master Planning
Level 3, East Quay II
54-58 Gipps Terrace
Brisbane Qld 4000
Telephone (07) 3221 0600
Facsimile (07) 3221 0611
Email cnc@cnc.com.au

project/client
Macleay TOWER
DOCKSIDE
Pidgeon
GROSS GROUP
8 GOODWIN STREET, KANGAROO POINT

key plan
north

| no | date | revision history | check |
|---|---|---|---|
| A | 25/09/96 | B.A. ISSUE | TF |
| B | 05/12/96 | GENERAL REVISIONS | TF |
| C | 19/02/97 | Construction issue Sub Penthouse level added Proposed Terrace level | AM |
| D | 11/04/97 | Glazing level 1 extended | AM |

Adjoining sheet

notes:
Only use figured dimensions. Do not scale from drawing.