EXISTING STREET TREES CAN BE REMOVED AS PER BCC ARBORIST CORRESPONDENCE.

1
RP73004

RTW - POST AND CONCRETE SLEEPER RETAINING WALL UP TO 2.8m IN HEIGHT. STRUCTURAL ENGINEER TO FINALISE THE DESIGN PRIOR TO CONSTRUCTION

EXISTING SEWER CONNECTION TO THE PROPERTY

STORMWATER LAWFUL POINT OF DISCHARGE ROOFWATER DRAIN LINE RHS AS PER BCC STANDARD DRAWING BSD-8114

EXISTING WATER CONNECTION TO BE REUSED

EXISTING WATER

FILL BULKEARTH WORK LEVEL 28.030 AHD

OVERHEAD POWER TO BE REMOVED. NEW INGROUND POWER SUPPLY TO EACH NEW LOT. INSTALL A 'GREEN BOY' POWER PILLAR.

DANIELLS STREET

46

PROPOSED LOT 1
SITE AREA 336 m²
SITE COVER 50% (168sqm)

BUILDING ENVELOPE

PRIVATE OPEN SPACE

RESIDENTIAL DRIVEWAY CROSSING BCC STANDARD DETAIL BSD-2022

PROPOSED KERB CROSSING MAX WIDTH 4m

POWER PILLAR

SITE BM RL26.45

SITE BM RL26.40

RTW

90° 25.286mm

180° 13.316mm

PRIVATE OPEN SPACE 4m X 4m

1
RP88247

CUT BULKEARTH WORK LEVEL 28.030 AHD

EXISTING POSTWAR DWELLING TO BE REMOVED

EXISTING SECONDARY DWELLING TO BE REMOVED

FILL BULKEARTH WORK LEVEL 28.030 AHD

NEW SEWER CONNECTION TO BE PROVIDED

STORMWATER LAWFUL POINT OF DISCHARGE ROOFWATER DRAIN LINE RHS AS PER BCC STANDARD DRAWING BSD-8114

NEW WATER CONNECTION 20mm ACROSS THE ROAD TO THE WATER MAINS

EXISTING SEWER MANHOLE (150mm DIA)
SL 26.996, IL 25.856, DEPTH 1.14m

PROPOSED LOT 2
SITE AREA 336 m²
SITE COVER 50% (168sqm)

46A

CUT BULKEARTH WORK LEVEL 28.030 AHD

PRIVATE OPEN SPACE 4m X 4m

2
RP88247

3
RP73004





TOWN PLANNING

General Notes

This drawing is Copyright © Any design or drawing is not to be reproduced, either in whole or part, without written permission by Joe Evans Design and Drafting.
Confirm all dimensions on site.
Do not scale off drawings.
All levels are approximate only and are subject to confirmation by licensed surveyor.
All workmanship, materials and construction to comply with the Queensland Building Act 1975-2008 and The Building Code of Australia 2009.
Work to be carried out in a neat and appropriate manner.
Where ambiguities or discrepancies exist, Joe Evans Design and Drafting shall be contacted for clarification.

BCC DS
RECEIVED
9/11/2026
APPLICATION REF
A007057874

Date	No.	Details	Drawn
8.11.2026	C	BCC RFI RESPONSE	JME
29.04.2026	B	TOWN PLANNING APPLICATION	JME
6.04.2026	A	TOWN PLANNING APPLICATION	JME

Joe Evans Design & Drafting
QBCC Licence - 1271463
Address: 40 Emperor Street, Annerley Q.4103
Phone: 0400 048 107
Email: joe@joeevansdrafting.com.au
Web: www.joeevansdrafting.com.au

JOE EVANS DESIGN & DRAFTING

CLIENT
JOSEPH EVANS & MADELINE HOWARD

PROJECT
1 INTO 2 LOT SUBDIVISION

ADDRESS
46 DANIELLS STREET
CARINA
QLD 4152

DRAWING TITLE
Subdivision Plan

SCALE @ A3	DRAWN:	CHECKED:
1:150	JME	JME

PROJECT NUMBER	DRAWING NUMBER	ISSUE
2602	TP.01	C

Printed:- 29/04/2026

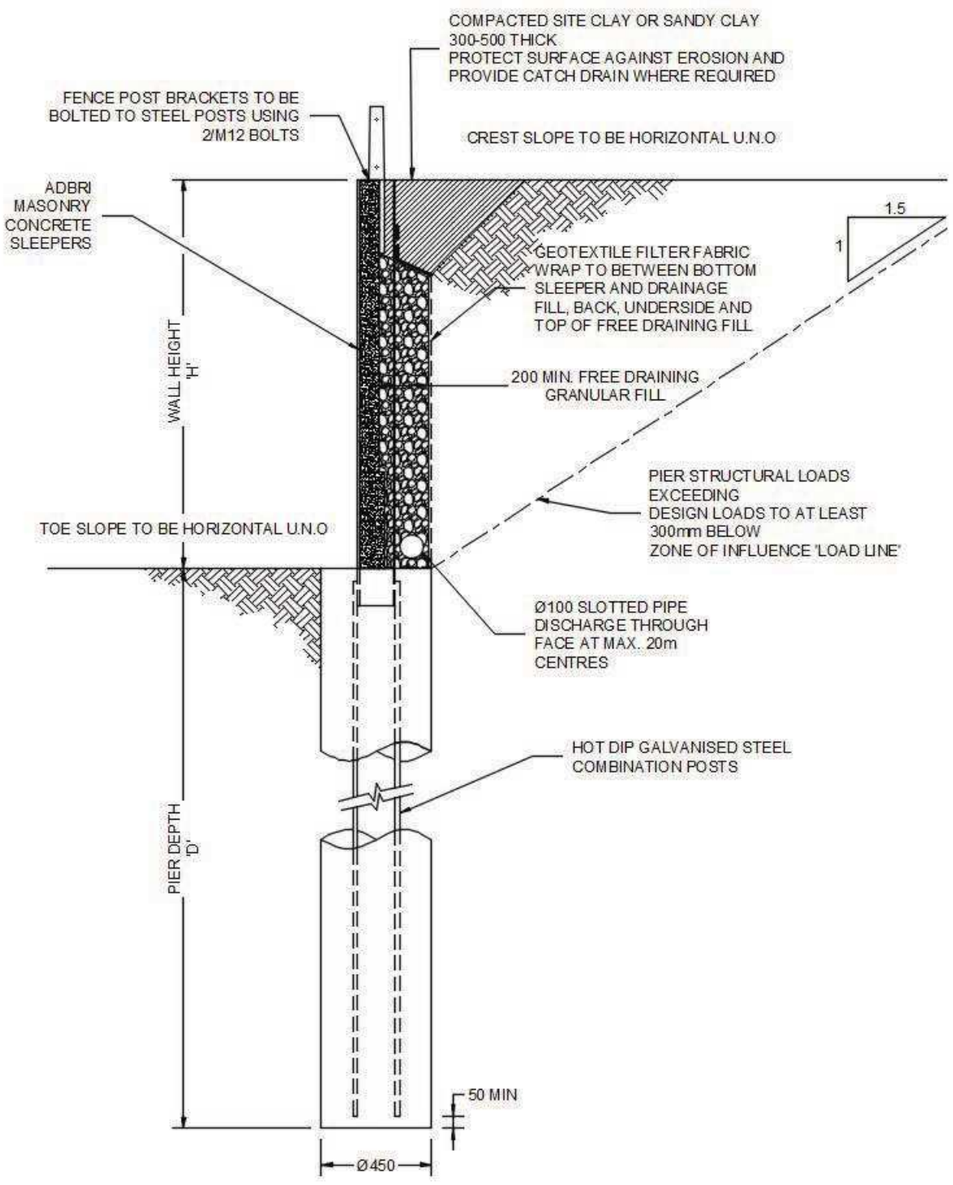

SINGLE TIERED CONCRETE SLEEPER RETAINING WALLS FOR WIND REGION C, Φ = 30 degrees (INDICATIVE CLAYEY SAND)

Design Loads:
Dead load, g = nil
Live load, q = 5kPa
Wind pressure to 1.8m high fence = 1.3kPa
Pier diameter = 450mm

Soil Parameters
Characteristic retained internal friction angle, Φ = 30 degrees
Retained soil density, γ*i = 19kN/m³
Characteristic foundation internal friction angle,Φ = 30 degrees
Characteristic cohesion (for foundation), c = 2 kPa

Design Height 'H' (mm)	Crest Slope (maximum)	2000 SLEEPER LENGTH			2400 SLEEPER LENGTH		
		Sleeper designation* (qty @ thickness in mm)	Steel Post Required	Pier Depth (mm)	Sleeper designation* (qty @ thickness in mm)	Steel Post Required	Pier Depth (mm)
400	1:4 max	2 @ 80	B-2000^ or 100 UC 14.8	1400	2 @ 80	B-2000 or 100 UC 14.8	1500
600	1:4 max	3 @ 80	B-2000 or 100 UC 14.8	1500	3 @ 80	B-2000 or 100 UC 14.8	1600
800	1:4 max	4 @ 80	B-2600^ or 100 UC 14.8	1600	4 @ 80	B-2600 or 100 UC 14.8	1800
1000	1:4 max	5 @ 80	B-2600 or 100 UC 14.8	1800	5 @ 80	B-2600 or 100 UC 14.8	1900
1200	1:4 max	top 5 @ 80, 1 @ 100 btm	C-3500 =^ or 200 UB 18.2	2000	top 5 @ 80, 1 @ 100 btm	C-3500 =^ or 200 UB 18.2	2100
1400	1:4 max	top 5 @ 80, 2 @ 100 btm	C-3500 = or 200 UB 18.2	2200	top 5 @ 80, 2 @ 100 btm	C-3500 or 200 UB 18.2	2400
1600	1:4 max	top 5 @ 80, 3 @ 100 btm	C-3900 or 200 UB 18.2	2400	top 5 @ 80, 3 @ 100 btm	C-3900 or 200 UB 18.2	2600
1800	1:4 max	top 5 @ 80, 4 @ 100 btm	C-3900 or 200 UB 18.2	2600	top 5 @ 80, 4 @ 100 btm	C-4400 or 200 UB 18.2	2800
2000	1:4 max	top 5 @ 80, 5 @ 100 btm	C-4400 or 200 UB 18.2	2800	top 5 @ 80, 5 @ 100 btm	D-4900 or 200 UB 22.3	3100
2200	1:4 max	top 6 @ 80, 5 @ 100 btm	D-4900 or 200 UB 22.3	3000	top 5 @ 80, 5 @ 100, 1 @ 120 btm	D-5500 or 200 UB 22.3	3300
2400	1:4 max	top 6 @ 80, 6 @ 100 btm	D-5500 or 200 UB 22.3	3300	top 5 @ 80, 5 @ 100, 2 @ 120 btm	E-5900 or 250 UB 25.7	3500
2600	1:4 max	top 6 @ 80, 7 @ 100 btm	E-5900 or 250 UB 25.7	3500	top 5 @ 80, 5 @ 100, 3 @ 120 btm	E-5900 or 250 UB 31.4	3800
2800	1:4 max	top 6 @ 80, 8 @ 100 btm	E-5900 or 250 UB 31.4	3700	top 5 @ 80, 5 @ 100, 4 @ 120 btm	F-7000^ or 310 UB 32.0	3700 (600 dia)
3000	1:4 max	top 6 @ 80, 9 @ 100 btm	F-7000^ or 310 UB 32.0	3700 (600 dia)	top 5 @ 80, 5 @ 100, 5 @ 120 btm	F-7000 or 310 UB 40.4	3900 (600 dia)

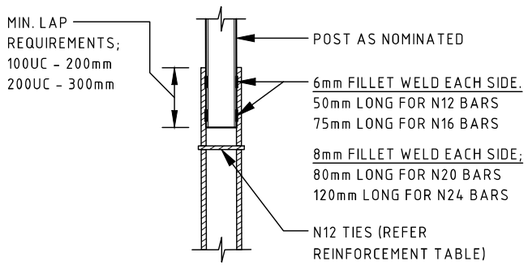

POST TO REINFORCING BAR WELDING DETAIL
SCALE 1:20

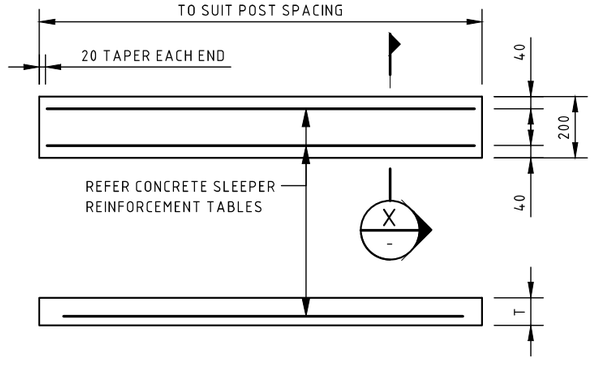

CONCRETE SLEEPER REINFORCEMENT DETAIL
SCALE 1:20

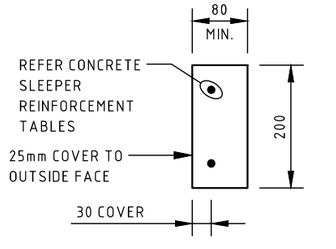

SECTION X-
SCALE 1:10

CONCRETE SLEEPER RETAINING WALL DETAILS
SCALE 1:10, 1:20

TOWN PLANNING

General Notes

This drawing is Copyright © Any design or drawing is not to be reproduced, either in whole or part, without written permission by Joe Evans Design and Drafting.
Confirm all dimensions on site.
Do not scale off drawings.
All levels are approximate only and are subject to confirmation by licensed surveyor.
All workmanship, materials and construction to comply with the Queensland Building Act 1975-2008 and The Building Code of Australia 2009.
Work to be carried out in a neat and appropriate manner.
Where ambiguities or discrepancies exist, Joe Evans Design and Drafting shall be contacted for clarification.

BCC DS
RECEIVED
9/11/2026
APPLICATION REF
A007057874

8.06.2026 TOWN PLANNING APPLICATION A JME
Date No. Details Drawn

Joe Evans Design & Drafting
QBCC Licence - 1271463
Address: 40 Emperor Street
Annerley Q.4103
Phone: 0400 048 107
Email: joe@joeevansdrafting.com.au
Web: www.joeevansdrafting.com.au

JOE EVANS
DESIGN & DRAFTING

CLIENT
JOSEPH EVANS &
MADELINE HOWARD
PROJECT
1 INTO 2 LOT SUBDIVISION
ADDRESS
46 DANIELLS STREET
CARINA
QLD 4152

DRAWING TITLE
Retaining Wall Details

SCALE @ A3	DRAWN:	CHECKED:
1: 20	JME	JME
PROJECT NUMBER	DRAWING NUMBER	ISSUE
2602	TP.02	A

Printed:- 8/06/2026