KWIK TRIP PTY LTD, Proposed Service Station
1000 New Cleveland Road, Gumdale, QLD LOT 19 RP67662
Development Application Thursday, 13 August 2026

Architectural

DA00	Cover Sheet & Location Plan
DA01	Approved DA Site Plan
DA02	Proposed Site Plan
DA03	Proposed Site Plan - Roof
DA04	Approved DA Site Elevation
DA05	Proposed Site Elevation
DA06	Approved DA Service Station Floor Plan
DA07	Proposed Service Station Floor Plan
DA08	Approved DA Service Station Elevation
DA09	Proposed Service Station Elevation
DA10	Approved DA Service Station Elevation
DA11	Proposed Service Station Elevation
DA12	Proposed Vacuum Bays & Carwash Floor Plan
DA13	Approved DA Vacuum Bays & Carwash Elevation
DA14	Proposed Vacuum Bays & Carwash Elevation
DA15	Proposed Takeaway Shop Floorplan
DA16	Proposed Takeaway Shop Elevation

BCC DS
RECEIVED
16-OCT-2026
APPLICATION REF
A007134246



2 Architect Impression



1 Location map



3 Architect Impression

This drawing incorporates and amends original design content by VERVE Building Design. SMT Architects has made changes solely for the purpose of a modification, subdivision applications and Construction Documentation as instructed by the client, who holds the relevant licence.

All dimensions to be verified on site and any discrepancies referred to architect for determination. figured dimensions to take precedence over scaled dimensions.

Rev	Issue	Date
01	DA For Coordination	07/07/26
02	DA For Coordination	27/07/26
03	Development Application	13/08/26

Project No;
26008

Drawing No;
DA00

Revision#;
03

Scale;
NTS

Cover Sheet & Location Plan

Drawn; KA
Checked; AT
Plot date; 13/8/2026

KWIK TRIP PTY LTD

Proposed Service Station
1000 New Cleveland Road,
Gumdale, QLD

SMT Architects
DESIGNING FOR A BETTER TOMORROW

SMT Architects Pty Ltd
Stanhope Gardens, NSW 2768, Australia
Tel +61 421 013 034
www.smtarchitects.com.au

SMT Architects Pty Ltd. ABN 26 663 212 066
Nominated Architect : A.M. Tarshan 11894
©Copyright 2026 SMT Architects

0 2000 4000 6000 8000 10 000 20 000
scale: 1:250 @A1

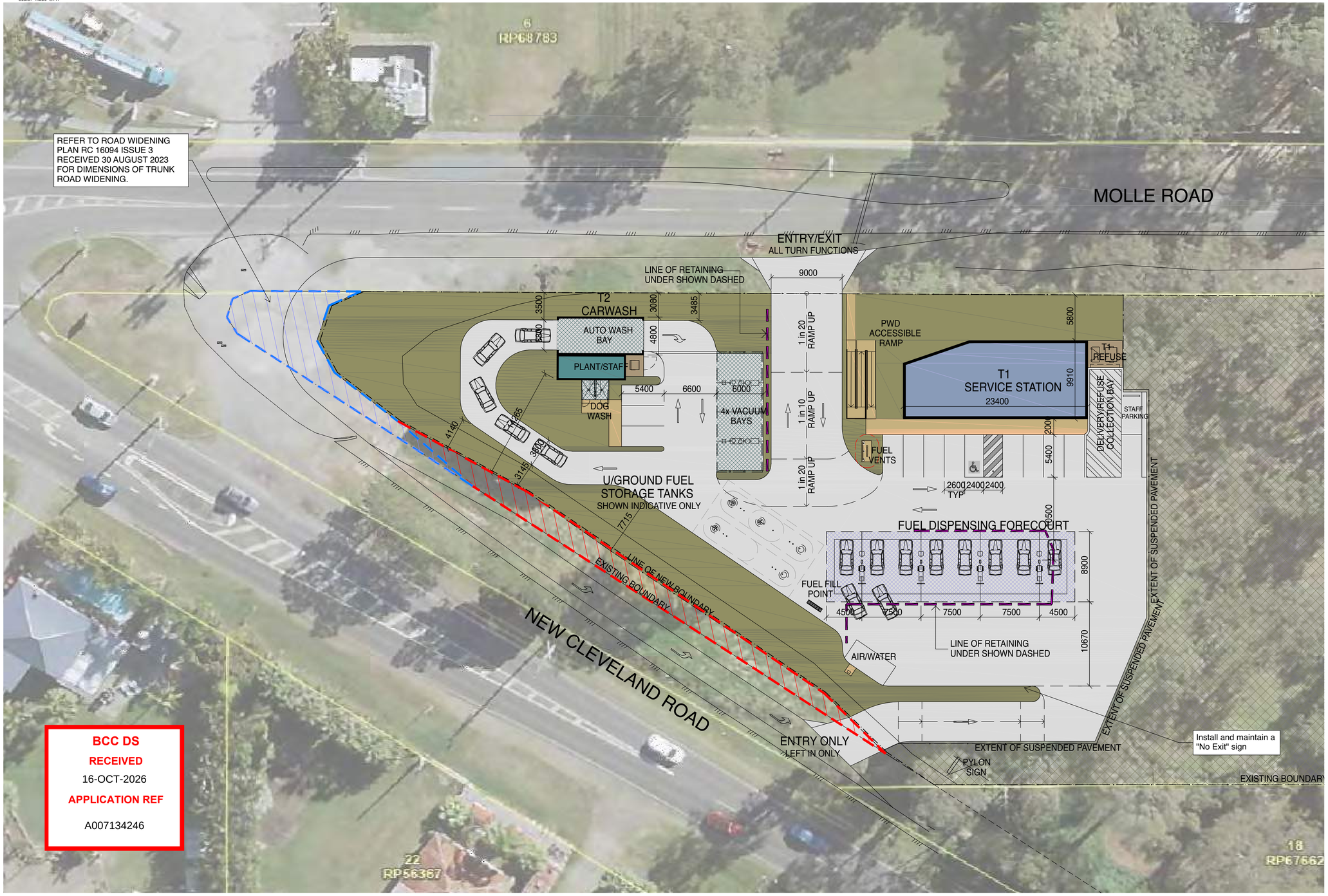

BCC DS
RECEIVED
16-OCT-2026
APPLICATION REF
A007134246

PROPERTY DESCRIPTION
LOT 19 on RP67662
WARD: CHANDLER

COUNCIL: BRISBANE CITY COUNCIL

DEVELOPMENT ASSESSMENT

EXISTING SITE AREA	- 17,578m²
ROAD DEDICATION	- 308m²
REVISED SITE AREA	- 17,270m²
DEVELOPMENT AREA	- 4,128m²
LANDSCAPED AREA (CALCULATED OVER REVISED SITE AREA)	- 14,421m²
BLDG SITE COVER (CALCULATED OVER REVISED SITE AREA) (INCLUDES ALL ROOFED AREAS, & EXISTING RETAINED BLDGS)	- 4.0%

IMPERVIOUS AREAS
(CALCULATED OVER REVISED SITE AREA)

- POST SITE DEVELOPMENT - 2,857m² (INCLUDES BUILDING ROOFED AREAS)

BUILDING AREAS - GFA

- T1 - SERVICE STATION - 220m²
- T2 - CARWASH - 30m² PLANT/STAFF ENCLOSED BUILDING

TOTAL BUILDING GFA - 250m²

EXTERNAL STRUCTURES

- CAR FUEL FORECOURT - 280m² UNENCLOSED BUILDING FOOTPRINT
- CAR WASH TUNNEL - 53m² UNENCLOSED BUILDING FOOTPRINT
- DOGWASH/VACUUM - 97m² UNENCLOSED BUILDING FOOTPRINT
- T1 - REFUSE - 15m²
- T2 - REFUSE - 5m²

TOTAL EXTERNAL STRUCT. - 450m²

CAR PARKING

- PARKING REQUIRED - 13 SERVICE STATION - 6/100m2 = 13
- PARKING PROVIDED - 15 EXCLUDES 4X VACUUM BAYS

LEGEND
- ROAD DEDICATION - NON TRUNK (167m2)
- ROAD DEDICATION - TRUNK (140m2)

1 Approved DA Site Plan
1:250

For Information

BCC DS
RECEIVED
05/11/2024
APPLICATION REF
A006294943

AMENDED IN RED
18/3/25

PLANS AND DOCUMENTS
referred to in the
APPROVAL
Dated: 01/05/2025

This drawing incorporates and amends original design content by VERVE Building Design. SMT Architects has made changes solely for the purpose of a modification, subdivision applications and Construction Documentation as instructed by the client, who holds the relevant licence.

All dimensions to be verified on site and any discrepancies referred to architect for determination. figured dimensions to take precedence over scaled dimensions.

Rev	Issue	Date
01	DA For Coordination	07/07/26
02	DA For Coordination	27/07/26
03	Development Application	13/08/26

Project No; 26008
Drawing No; DA01
Revision#; 03
Approved DA Site Plan
Scale; 1:250 as noted @ AI
Drawn; KA
Checked; AT
Plot date; 13/8/2026

KWIK TRIP PTY LTD

Proposed Service Station
1000 New Cleveland Road,
Gumdale, QLD

SMT Architects
DESIGNING FOR A BETTER TOMORROW
SMT Architects Pty Ltd
Stanhope Gardens, NSW 2768, Australia
Tel +61 421 013 034
www.smtarchitects.com.au
SMT Architects Pty Ltd. ABN 26 663 212 066
Nominated Architect : A.M. Tarshan 11894
©Copyright 2026 SMT Architects

0 2000 4000 6000 8000 10 000 20 000
scale: 1:250 @A1



BCC DS
RECEIVED
16-OCT-2026
APPLICATION REF
A007134246

PROPERTY DESCRIPTION
LOT 19 on RP67662
WARD: CHANDLER

COUNCIL: BRISBANE CITY COUNCIL

DEVELOPMENT ASSESSMENT

EXISTING SITE AREA	- 17,578m²
ROAD DEDICATION	- 308m²
REVISED SITE AREA	- 17,270m²
DEVELOPMENT AREA	- 3,122m²
LANDSCAPED AREA (CALCULATED OVER REVISED SITE AREA)	- 14,245m²
BLDG SITE COVER (CALCULATED OVER REVISED SITE AREA) (INCLUDES ALL ROOFED AREAS, & EXISTING RETAINED BLDGS)	- 6%

IMPERVIOUS AREAS
(CALCULATED OVER REVISED SITE AREA)
- POST SITE DEVELOPMENT - 3,025m² (INCLUDES BUILDING ROOFED AREAS)

BUILDING AREAS - GFA
- T1 - SERVICE STATION - 223m²
- T2 - CARWASH - 29m² PLANT/STAFF ENCLOSED BUILDING
- T3 - TAKEAWAY SHOP - 125m²

TOTAL BUILDING GFA - 377m²

EXTERNAL STRUCTURES
- CAR FUEL FORECOURT - 421m² UNENCLOSED BUILDING FOOTPRINT
- CAR WASH TUNNEL - 52m² UNENCLOSED BUILDING FOOTPRINT
- DOGWASH/VACUUM - 98m² UNENCLOSED BUILDING FOOTPRINT
- T1 - REFUSE - 15m²
- T2 - REFUSE - 6m²

TOTAL EXTERNAL STRUCT. - 592m²

CAR PARKING
- PARKING REQUIRED - 13 SERVICE STATION - 6/100m2 = 13
- PARKING PROVIDED - 16 EXCLUDES 4X VACUUM BAYS

LEGEND
ROAD DEDICATION - NON TRUNK (167m2)
ROAD DEDICATION - TRUNK (140m2)

1 Proposed Site Plan
1:250

Legend (external work / site plan)
note: drawing may not contain all items listed below

existing trees to be retained
existing trees to be removed
proposed new trees
64 ex.contours & banking line
ex.RL00.00 existing levels
RL00.00 proposed levels
39.000 proposed spot levels (ffl)

ac	air conditioner condenser	dp	downpipe	kr	kerb ramp	tow	top of wall
acc	accessible	drp	doorpost	lb	letter box	wfc	wood float concrete
adhc	ageing, disability & home care	ex.	existing	ofc	off form concrete	ws	wheel stop
ap	access panel	fb(1)	facebrick work (type)	pmp	permeable paving		
bal(1)	balustrade (type)	ft(1)	fence (type)	pp	power pole		
bfc	broom finished concrete	gb	garbage bin	rw(1)	retaining wall (type)		
boe	brick on edge	gt	gate	rwo	rainwater outlet		
bol	bollard	gtd	grated drain	rwt	rainwater tank		
cc(1)	coloured concrete (type)	hr(1)	handrail (type)	sfc	steel float concrete		
cft(1)	ceramic floor tile (type)	ht	hose tap	swp	storm water pit		
cl	clothes line	hwu	hot water unit	tfc	trowel finished concrete		
col	column	hyd	hydrant	tgsi	tactile ground surface indicator		

This drawing incorporates and amends original design content by VERVE Building Design. SMT Architects has made changes solely for the purpose of a modification, subdivision applications and Construction Documentation as instructed by the client, who holds the relevant licence.

All dimensions to be verified on site and any discrepancies referred to architect for determination. figured dimensions to take precedence over scaled dimensions.

Rev	Issue	Date
01	DA For Coordination	07/07/26
02	DA For Coordination	27/07/26
03	Development Application	13/08/26

Project No; 26008
Drawing No; DA02
Revision#; 03
Scale; 1:250 as noted @ AI
Proposed Site Plan
Drawn; KA
Checked; AT
Plot date; 13/8/2026

KWIK TRIP PTY LTD

Proposed Service Station
1000 New Cleveland Road, Gumdale, QLD

SMT Architects
DESIGNING FOR A BETTER TOMORROW
SMT Architects Pty Ltd
Stanhope Gardens, NSW 2768, Australia
Tel +61 421 013 034
www.smtarchitects.com.au
SMT Architects Pty Ltd. ABN 26 663 212 066
Nominated Architect : A.M. Tarshan 11894
©Copyright 2026 SMT Architects

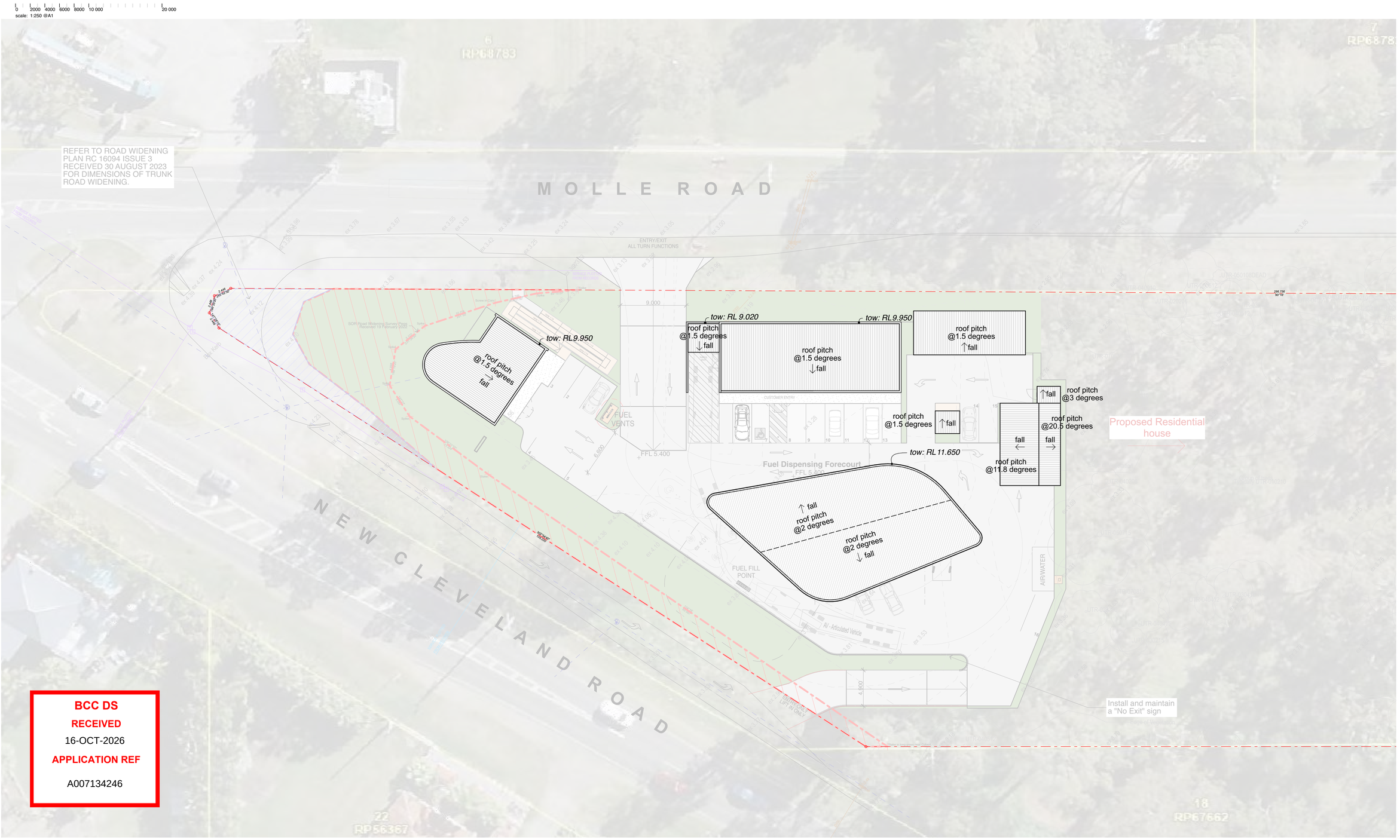

1 **Proposed Site Plan - Roof**
1:250

Legend (external work / site plan)
note: drawing may not contain all items listed below

- existing trees to be retained
- existing trees to be removed
- proposed new trees
- 64 — ex.contours & banking line
- ex.RL00.00 — existing levels
- RL00.00 — proposed levels
- 39.000 — proposed spot levels (ffl)

ac	air conditioner condenser	dp	downpipe	kr	kerb ramp	tow	top of wall
acc	accessible	drp	doorpost	lb	letter box	wfc	wood float concrete
adhc	ageing, disability & home care	ex.	existing	ofc	off form concrete	ws	wheel stop
ap	access panel	fb(1)	facebrick work (type)	pmp	permeable paving		
bal(1)	balustrade (type)	ft(1)	fence (type)	pp	power pole		
bfc	broom finished concrete	gb	garbage bin	rw(1)	retaining wall (type)		
boe	brick on edge	gt	gate	rwo	rainwater outlet		
bol	bollard	gtd	grated drain	rwt	rainwater tank		
cc(1)	coloured concrete (type)	hr(1)	handrail (type)	sfc	steel float concrete		
cft(1)	ceramic floor tile (type)	ht	hose tap	swp	storm water pit		
cl	clothes line	hwu	hot water unit	tfc	trowel finished concrete		
col	column	hyd	hydrant	tgsi	tactile ground surface indicator		

This drawing incorporates and amends original design content by VERVE Building Design. SMT Architects has made changes solely for the purpose of a modification, subdivision applications and Construction Documentation as instructed by the client, who holds the relevant licence.

All dimensions to be verified on site and any discrepancies referred to architect for determination. figured dimensions to take precedence over scaled dimensions.

Rev	Issue	Date
01	DA For Coordination	07/07/26
02	DA For Coordination	27/07/26
03	Development Application	13/08/26

Project No;
26008

Drawing No; DA03
Revision#; 03

Scale; 1:250 as noted @ AI

Proposed Site Plan - Roof

Drawn; KA
Checked; AT
Plot date; 13/8/2026

KWIK TRIP PTY LTD

Proposed Service Station
1000 New Cleveland Road,
Gumdale, QLD

SMT Architects
DESIGNING FOR A BETTER TOMORROW
SMT Architects Pty Ltd
Stanhope Gardens, NSW 2768, Australia
Tel +61 421 013 034
www.smtarchitects.com.au
SMT Architects Pty Ltd. ABN 26 663 212 066
Nominated Architect : A.M. Tarshan 11894
©Copyright 2026 SMT Architects

0 2000 4000 6000 8000 10 000 20 000
scale: 1:200 @A1

NOTE:

1. ALL EXTERNAL MATERIALS & FINISHES SHOWN INDICATIVE ONLY & SUBJECT TO FINAL TENANT STANDARDS
2. ALL DIMENSIONS MEASURED FROM FINISHED GROUND FLOOR LEVEL UNLESS NOTED OTHERWISE
3. ALL SIGNAGE INCLUSING LOCATIONS & HEIGHTS ARE SUBJECT TO A SEPERATE SIGNAGE APPLICATION & APPROVAL BY LOCAL AUTHORITY
4. LANDSCAPING IS SHOWN FOR "ARTIST IMPRESSION" PURPOSES ONLY. REFERENCE SHOULD BE MADE TO THE LANDSCAPE DRWAINGS PREPARED BY THE RELEVANT CONSULTANT



Legend (elevation & sections)

note: drawing may not contain all items listed below

ac	air conditioner condenser
ag	ag pipe
alw	aluminium framed window
bal(1)	balustrade (type)
bc	barge capping
bg	box gutter
bhc	brick header course
boe	brick on edge
bws	brickwork sill
cfc	compessed fibre cement
cj	control joint
conc.	concrete
cs	coved skirting
dp	downpipe
drh	door head
eg	eaves gutter
egl	existing ground line
ex.	existing
f	fixed sash window
fb(1)	face brickwork (type)
fcl	finished ceiling level
ffl	finished floor level
fp	feature panel
gl	ground line
gt	gate
hr(1)	handrail (type)
hwu	hot water unit
ip	insulated panel
lv(f)	fixed louvres
lv(o)	operable louvres
mc(1)	metal cladding (type)
mdr	metal deck roof
ofc	off form concrete
pt(1)	paint (type)
pap(1)	perforated acoustic panel (type)
pbd	plasterboard
ps	privacy screen
pv	photovoltaic cells
rc	rendered concrete
rms	raked metal soffit
rp(1)	render & paint finish (type)
rs	roller shutter
rw	retaining wall
rwh	rainwater head
s	sliding sash window
sc	steel column
sk	skylight/skytube
sl	sliding door
ss(1)	sun shade (type)
ts	timber skirting
wcs	window casing

note:
1. all handrails, balustrades & louvres shown indicatively only. refer to detail drawings for clarity.
2. refer to engineer's drawings for final co-ordination.
3. acoustic panel edges at all major joints (solid line) & all exposed edges including top (adjoining s/s sill) & bottom (adjoining skirting) are to include 12x12mm aluminium angle.

For Information

BCC DS
RECEIVED
16-OCT-2026
APPLICATION REF
A007134246

This drawing incorporates and amends original design content by VERVE Building Design. SMT Architects has made changes solely for the purpose of a modification, subdivision applications and Construction Documentation as instructed by the client, who holds the relevant licence.

All dimensions to be verified on site and any discrepancies referred to architect for determination. figured dimensions to take precedence over scaled dimensions.

Rev	Issue	Date
01	DA For Coordination	07/07/26
02	DA For Coordination	27/07/26
03	Development Application	13/08/26

Project No;
26008

Drawing No;
DA04

Revision#;
03

Scale;
as noted @ AI

Approved DA Site Elevation

Drawn; KA
Checked; AT
Plot date; 13/8/2026

KWIK TRIP PTY LTD

Proposed Service Station
1000 New Cleveland Road,
Gumdale, QLD

SMT Architects
DESIGNING FOR A BETTER TOMORROW

SMT Architects Pty Ltd
Stanhope Gardens, NSW 2768, Australia
Tel +61 421 013 034
www.smtarchitects.com.au

SMT Architects Pty Ltd. ABN 26 663 212 066
Nominated Architect : A.M. Tarshan 11894
©Copyright 2026 SMT Architects

0 2000 4000 6000 8000 10 000 20 000
scale: 1:200 @A1

BCC DS
RECEIVED
16-OCT-2026
APPLICATION REF
A007134246

BCC DS
RECEIVED
16-OCT-2026
APPLICATION REF
A007134246



1 **site elevation - north**
1:200



2 **site elevation - south west**
1:200



3 **Architect Impression**



4 **Architect Impression**

Legend
(elevation & sections)
note: drawing may not contain all items listed below

ac	air conditioner condenser
ag	ag pipe
alw	aluminium framed window
bal(1)	balustrade (type)
bc	barge capping
bg	box gutter
bhc	brick header course
boe	brick on edge
bws	brickwork sill
cfc	compessed fibre cement
cj	control joint
conc.	concrete
cs	coved skirting
dp	downpipe
drh	door head
eg	eaves gutter
egl	existing ground line
ex.	existing
f	fixed sash window
fb(1)	face brickwork (type)
fcl	finished ceiling level
ffl	finished floor level
fp	feature panel
gl	ground line
gt	gate
hr(1)	handrail (type)
hwu	hot water unit
ip	insulated panel
lv(f)	fixed louvres
lv(o)	operable louvres
mc(1)	metal cladding (type)
mdr	metal deck roof
ofc	off form concrete
pt(1)	paint (type)
pap(1)	perforated acoustic panel (type)
pbd	plasterboard
ps	privacy screen
pv	photovoltaic cells
rc	rendered concrete
rms	raked metal soffit
rp(1)	render & paint finish (type)
rs	roller shutter
rw	retaining wall
rwh	rainwater head
s	sliding sash window
sc	steel column
sk	skylight/skytube
sl	sliding door
ss(1)	sun shade (type)
ts	timber skirting
wcs	window casing

note:
1. all handrails, balustrades & louvres shown indicatively only. refer to detail drawings for clarity.
2. refer to engineer's drawings for final co-ordination.
3. acoustic panel edges at all major joints (solid line) & all exposed edges including top (adjoining s/s sill) & bottom (adjoining skirting) are to include 12x12mm aluminium angle.

This drawing incorporates and amends original design content by VERVE Building Design. SMT Architects has made changes solely for the purpose of a modification, subdivision applications and Construction Documentation as instructed by the client, who holds the relevant licence.

All dimensions to be verified on site and any discrepancies referred to architect for determination. figured dimensions to take precedence over scaled dimensions.

Rev	Issue	Date
01	DA For Coordination	07/07/26
02	DA For Coordination	27/07/26
03	Development Application	13/08/26

Project No;
26008

Drawing No;
DA05

Revision#;
03

Scale;
1:200 as noted @ AI

Proposed Site Elevation

Drawn; KA
Checked; AT
Plot date; 13/8/2026

KWIK TRIP PTY LTD

Proposed Service Station
1000 New Cleveland Road,
Gumdale, QLD

SMT Architects
DESIGNING FOR A BETTER TOMORROW

SMT Architects Pty Ltd
Stanhope Gardens, NSW 2768, Australia
Tel +61 421 013 034
www.smtarchitects.com.au

SMT Architects Pty Ltd. ABN 26 663 212 066
Nominated Architect : A.M. Tanhan 11894
©Copyright 2026 SMT Architects

0 500 1000 1500 2000 2500 5000
scale: 1:50 @A1

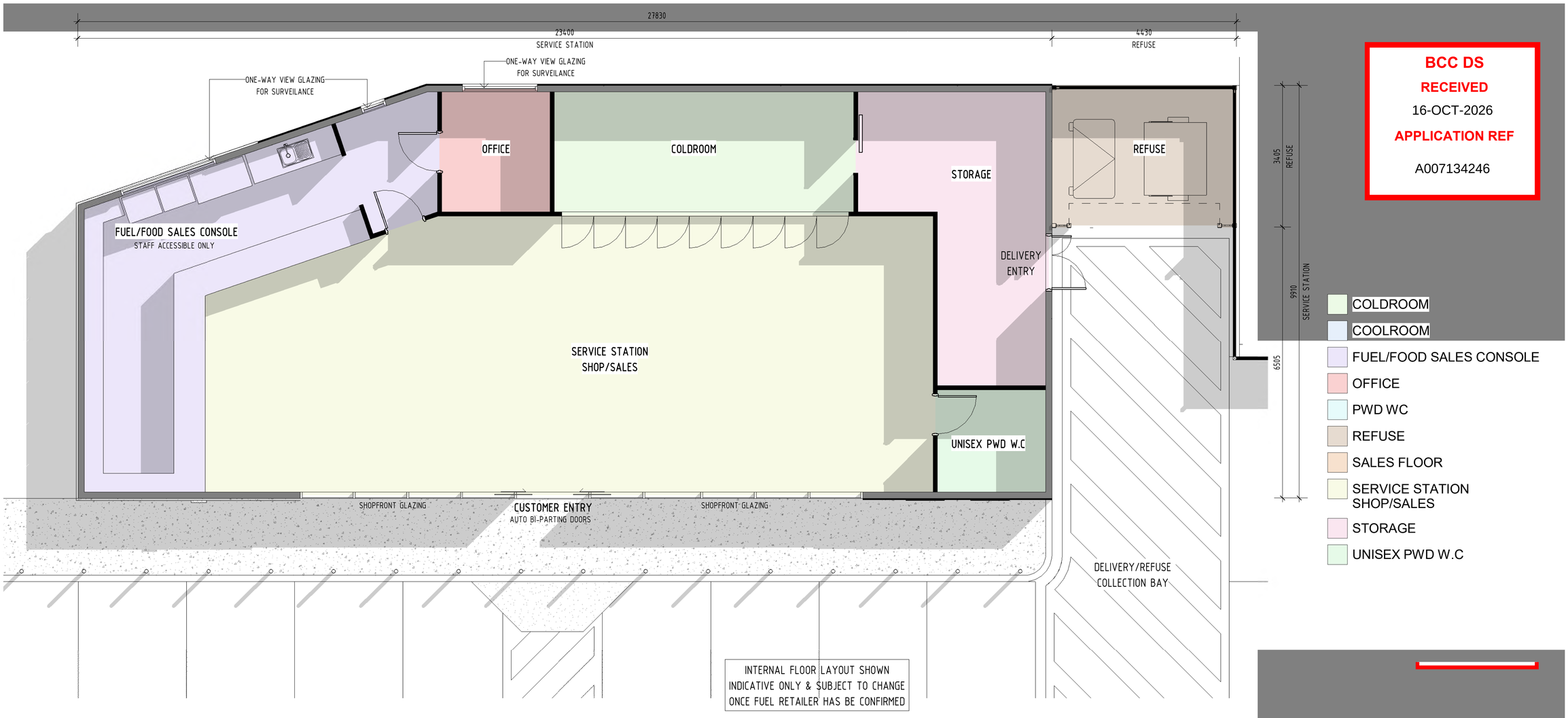

INTERNAL FLOOR LAYOUT SHOWN INDICATIVE ONLY & SUBJECT TO CHANGE ONCE FUEL RETAILER HAS BE CONFIRMED

BCC DS
RECEIVED
16-OCT-2026
APPLICATION REF
A007134246

THIS DRAWING PACKAGE IS FOR **D.A. PURPOSES ONLY** AND IS **NOT** TO BE USED FOR TENDER PURPOSES.
ALL DESIGN COMPONENTS ARE SHOWN INDICATIVE ONLY AND ARE SUBJECT TO FINAL DESIGN DURING DETAILED DESIGN BY THE RESPECTIVE CONSULTANT.
ANY PRICING BASED UPON THE DETAILS SHOWN IN THESE DRAWINGS ARE COMPLETELY AT THE **RESPONSIBILITY OF THE TENDERER.**
VERVE BUILDING DESIGN CO. SHALL NOT BE HELD RESPONSIBLE FOR ANY REQUIRED CHANGES OR UPDATES TO THE DESIGN, POST D.A. THAT ARE PRICE IMPACTED.

1 Approved DA Service Station Floor Plan

For Information

This drawing incorporates and amends original design content by VERVE Building Design. SMT Architects has made changes solely for the purpose of a modification, subdivision applications and Construction Documentation as instructed by the client, who holds the relevant licence.

All dimensions to be verified on site and any discrepancies referred to architect for determination. figured dimensions to take precedence over scaled dimensions.

Rev	Issue	Date
01	DA For Coordination	07/07/26
02	DA For Coordination	27/07/26
03	Development Application	13/08/26

Project No; 26008

Drawing No; DA06

Revision#; 03

Scale; as noted @ AI

Approved DA Service Station Floor Plan

Drawn; KA
Checked; AT
Plot date; 13/8/2026

KWIK TRIP PTY LTD

Proposed Service Station
1000 New Cleveland Road,
Gumdale, QLD

SMT Architects
DESIGNING FOR A BETTER TOMORROW

SMT Architects Pty Ltd
Stanhope Gardens, NSW 2768, Australia
Tel +61 421 013 034
www.smtarchitects.com.au

SMT Architects Pty Ltd. ABN 26 663 212 066
Nominated Architect : A.M. Tarshan 11894
©Copyright 2026 SMT Architects

0 500 1000 1500 2000 2500 5000
scale: 1:50 @A1

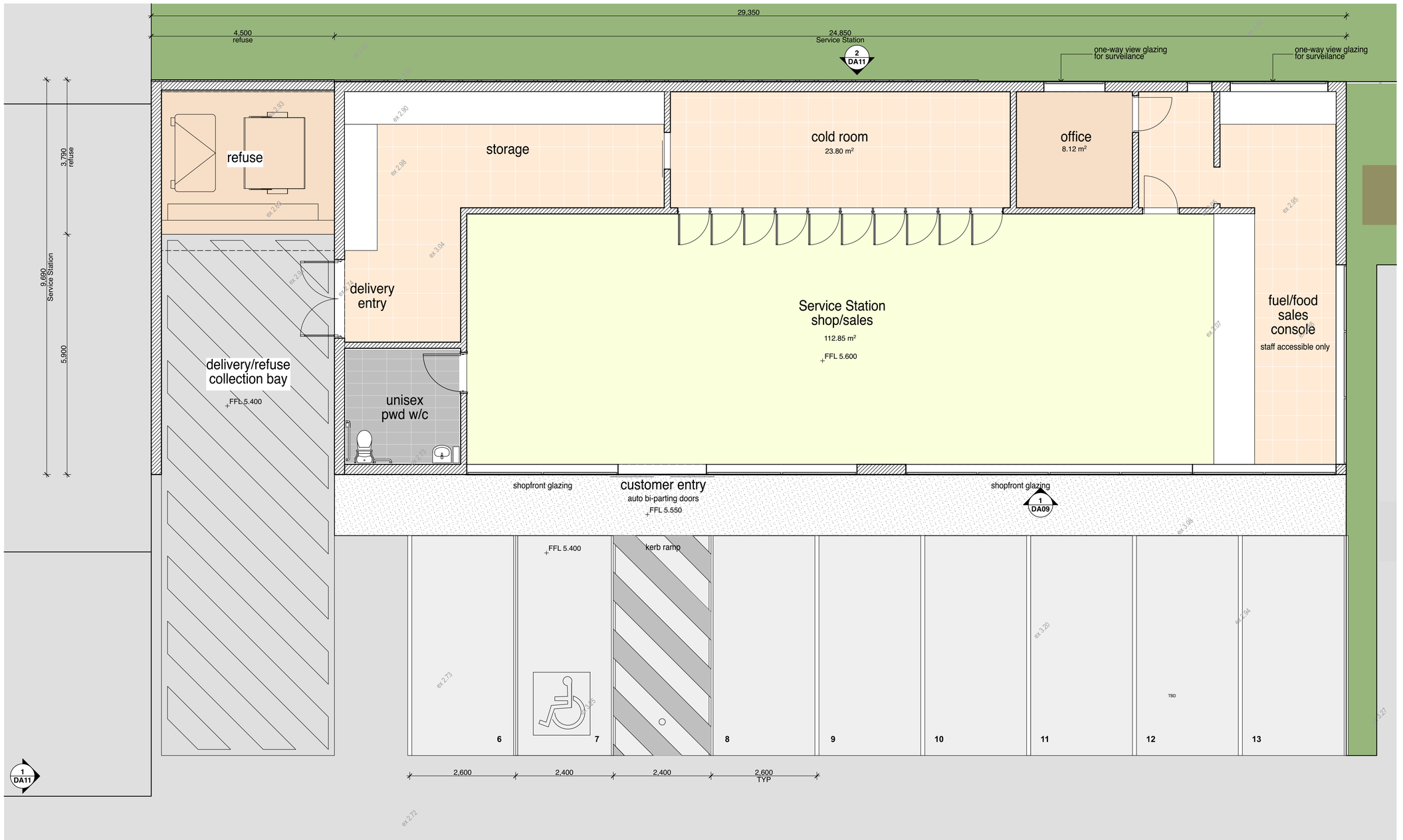

1 Proposed Service Station Floor Plan
1:50

Legend (floor plans)
note: drawing may not contain all items listed below

D01	door numbers (as scheduled) (prefix ex. for existing door)
W01	window numbers (as scheduled) (prefix ex. for existing window)
(a)	wall type (as scheduled)
ac	air conditioner condenser
acc	accessible
adhc	ageing, disability & home care
amb	ambulant
ap	access panel
bal(1)	balustrade (type)
bfc	broom finish concrete
bol	bollard
brm	broom cupboard
bsn	basin
cft(1)	ceramic floor tile (type)
cj	control joint
cl	clothes line
col	column
comms	communication cabinet
cpt(1)	carpet (type)
ct	cooktop
dp	downpipe
drp	doorpost
edb	electrical distribution box
ex.	existing
fb(1)	face brickwork (type)
fhr	fire hose reel
fm	floor mat
fp	feature panel
fs	fridge space
fw	floor waste
gb	garbage bin
gt	gate
gtd	grated drain
hr(1)	handrail (type)
ht	hose tap
hwu	hot water unit
hyd	hydrant
kr	kerb ramp
lb	letter box
lin	linen cupboard
mw	microwave
ofc	off form concrete
pmp	permeable paving
ps	privacy screen
pty	pantry
robe	wardrobe
rw(1)	retaining wall (type)
rwt	rainwater tank
snk	sink
sc	steel column
sfc	steel float concrete
shr	shower
sk	skylight/skytube
sl	sliding door
st	store
sv(1)	sheet vinyl (type)
swp	storm water pit
tgsi	tactile ground surface indicators
vp	vent pipe
wfc	wood float concrete
wm	washing machine space
wo	wall oven
ws	wheel stop
wcs	window casing

BCC DS
RECEIVED
16-OCT-2026
APPLICATION REF
A007134246

This drawing incorporates and amends original design content by VERVE Building Design. SMT Architects has made changes solely for the purpose of a modification, subdivision applications and Construction Documentation as instructed by the client, who holds the relevant licence.

All dimensions to be verified on site and any discrepancies referred to architect for determination. figured dimensions to take precedence over scaled dimensions.

Rev	Issue	Date
01	DA For Coordination	07/07/26
02	DA For Coordination	27/07/26
03	Development Application	13/08/26

Project No;
26008

Drawing No; DA07

Revision#; 03

Scale; 1:50 as noted @ AI

Proposed Service Station Floor Plan

Drawn; KA
Checked; AT
Plot date; 13/8/2026

KWIK TRIP PTY LTD

Proposed Service Station
1000 New Cleveland Road,
Gumdale, QLD

SMT Architects
DESIGNING FOR A BETTER TOMORROW

SMT Architects Pty Ltd
Stanhope Gardens, NSW 2768, Australia
Tel +61 421 013 034
www.smtarchitects.com.au

SMT Architects Pty Ltd. ABN 26 663 212 066
Nominated Architect : A.M. Tarshan 11894
©Copyright 2026 SMT Architects

0 1000 2000 3000 4000 5000 10 000
scale: 1:100 @A1

BCC DS
RECEIVED
16-OCT-2026
APPLICATION REF
A007134246



Legend (elevation & sections)

note: drawing may not contain all items listed below

ac	air conditioner condenser
ag	ag pipe
alw	aluminium framed window
bal(1)	balustrade (type)
bc	barge capping
bg	box gutter
bhc	brick header course
boe	brick on edge
bws	brickwork sill
cfc	compessed fibre cement
cj	control joint
conc.	concrete
cs	coved skirting
dp	downpipe
drh	door head
eg	eaves gutter
egl	existing ground line
ex.	existing
f	fixed sash window
fb(1)	face brickwork (type)
fcl	finished ceiling level
ffl	finished floor level
fp	feature panel
gl	ground line
gt	gate
hr(1)	handrail (type)
hwu	hot water unit
ip	insulated panel
lv(f)	fixed louvres
lv(o)	operable louvres
mc(1)	metal cladding (type)
mdr	metal deck roof
ofc	off form concrete
pt(1)	paint (type)
pap(1)	perforated acoustic panel (type)
pbd	plasterboard
ps	privacy screen
pv	photovoltaic cells
rc	rendered concrete
rms	raked metal soffit
rp(1)	render & paint finish (type)
rs	roller shutter
rw	retaining wall
rwh	rainwater head
s	sliding sash window
sc	steel column
sk	skylight/skytube
sl	sliding door
ss(1)	sun shade (type)
ts	timber skirting
wcs	window casing

note:
1. all handrails, balustrades & louvres shown indicatively only. refer to detail drawings for clarity.
2. refer to engineer's drawings for final co-ordination.
3. acoustic panel edges at all major joints (solid line) & all exposed edges including top (adjoining s/s sill) & bottom (adjoining skirting) are to include 12x12mm aluminium angle.

For Information

This drawing incorporates and amends original design content by VERVE Building Design. SMT Architects has made changes solely for the purpose of a modification, subdivision applications and Construction Documentation as instructed by the client, who holds the relevant licence.

All dimensions to be verified on site and any discrepancies referred to architect for determination. figured dimensions to take precedence over scaled dimensions.

Rev	Issue	Date
01	DA For Coordination	07/07/26
02	DA For Coordination	27/07/26
03	Development Application	13/08/26

Project No;
26008

Drawing No;
DA08

Revision#;
03

Scale;
as noted @ AI

Approved DA Service Station Elevation

Drawn; KA
Checked; AT
Plot date; 13/8/2026

KWIK TRIP PTY LTD

Proposed Service Station
1000 New Cleveland Road,
Gumdale, QLD

SMT Architects
DESIGNING FOR A BETTER TOMORROW

SMT Architects Pty Ltd
Stanhope Gardens, NSW 2768, Australia
Tel +61 421 013 034
www.smtarchitects.com.au

SMT Architects Pty Ltd. ABN 26 663 212 066
Nominated Architect ; A.M. Tarshan 11894
©Copyright 2026 SMT Architects

0 1000 2000 3000 4000 5000 10 000
scale: 1:100 @A1

BCC DS
RECEIVED
16-OCT-2026
APPLICATION REF
A007134246

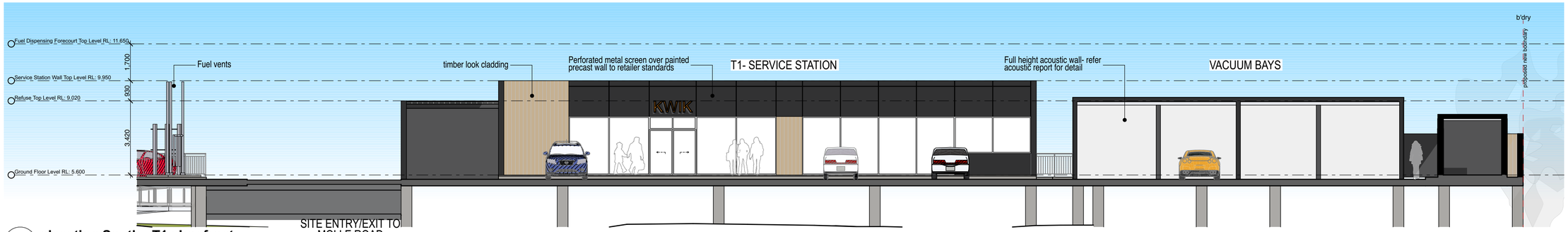

1 elevation South - T1 shopfront
1:100

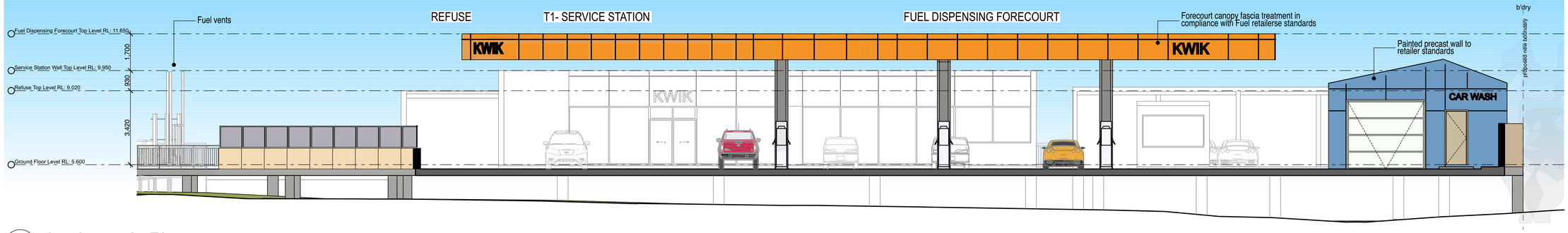

2 elevation south - T1 canopy
1:100

Legend
(elevation & sections)
note: drawing may not contain all items listed below

ac	air conditioner condenser
ag	ag pipe
alw	aluminium framed window
bal(1)	balustrade (type)
bc	barge capping
bg	box gutter
bhc	brick header course
boe	brick on edge
bws	brickwork sill
cfc	compessed fibre cement
cj	control joint
conc.	concrete
cs	coved skirting
dp	downpipe
drh	door head
eg	eaves gutter
egl	existing ground line
ex.	existing
f	fixed sash window
fb(1)	face brickwork (type)
fcl	finished ceiling level
ffl	finished floor level
fp	feature panel
gl	ground line
gt	gate
hr(1)	handrail (type)
hwu	hot water unit
ip	insulated panel
lv(f)	fixed louvres
lv(o)	operable louvres
mc(1)	metal cladding (type)
mdr	metal deck roof
ofc	off form concrete
p(1)	paint (type)
pap(1)	perforated acoustic panel (type)
pbd	plasterboard
ps	privacy screen
pv	photovoltaic cells
rc	rendered concrete
rms	raked metal soffit
rp(1)	render & paint finish (type)
rs	roller shutter
rw	retaining wall
rwh	rainwater head
s	sliding sash window
sc	steel column
sk	skylight/skytube
sl	sliding door
ss(1)	sun shade (type)
ts	timber skirting
wcs	window casing

note:
1. all handrails, balustrades & louvres shown indicatively only. refer to detail drawings for clarity.
2. refer to engineer's drawings for final co-ordination.
3. acoustic panel edges at all major joints (solid line) & all exposed edges including top (adjoining s/s sill) & bottom (adjoining skirting) are to include 12x12mm aluminium angle.

This drawing incorporates and amends original design content by VERVE Building Design. SMT Architects has made changes solely for the purpose of a modification, subdivision applications and Construction Documentation as instructed by the client, who holds the relevant licence.

All dimensions to be verified on site and any discrepancies referred to architect for determination. figured dimensions to take precedence over scaled dimensions.

Rev	Issue	Date
01	DA For Coordination	07/07/26
02	DA For Coordination	27/07/26
03	Development Application	13/08/26

Project No;
26008

Drawing No;
DA09

Revision#;
03

Scale;
1:100 as noted @ AI

Proposed Service Station
Elevation

Drawn; KA
Checked; AT
Plot date; 13/8/2026

KWIK TRIP PTY LTD

Proposed Service Station
1000 New Cleveland Road,
Gumdale, QLD

SMT Architects
DESIGNING FOR A BETTER TOMORROW

SMT Architects Pty Ltd
Stanhope Gardens, NSW 2768, Australia
Tel +61 421 013 034
www.smtarchitects.com.au

SMT Architects Pty Ltd. ABN 26 663 212 066
Nominated Architect : A.M. Tarshan 11894
©Copyright 2026 SMT Architects

BCC DS
RECEIVED
16-OCT-2026
APPLICATION REF
A007134246

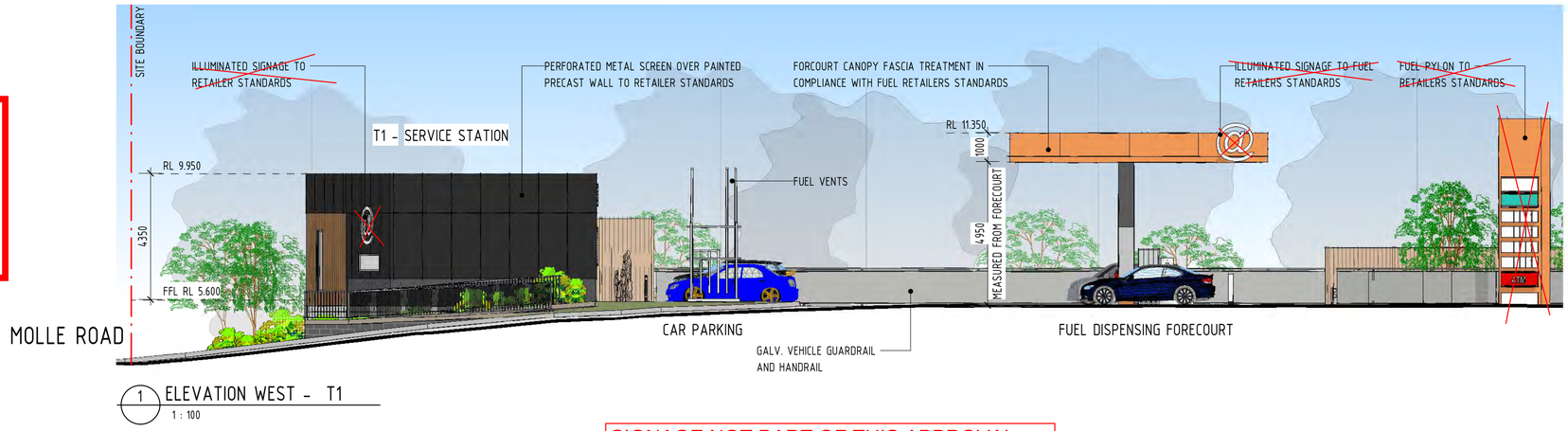

1 ELEVATION WEST - T1
1 : 100

SIGNAGE NOT PART OF THIS APPROVAL

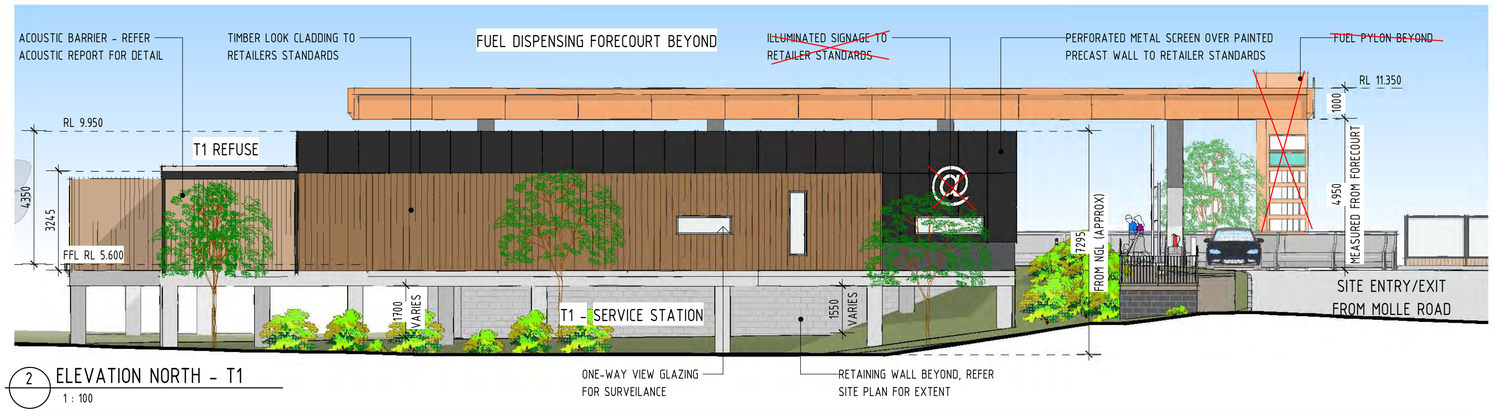

2 ELEVATION NORTH - T1
1 : 100

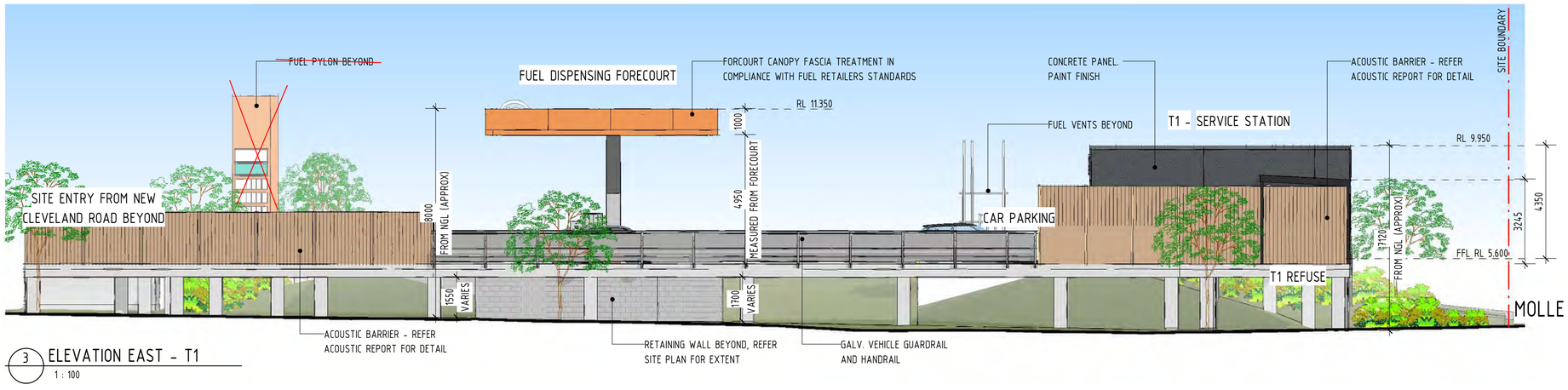

3 ELEVATION EAST - T1
1 : 100

For Information

This drawing incorporates and amends original design content by VERVE Building Design. SMT Architects has made changes solely for the purpose of a modification, subdivision applications and Construction Documentation as instructed by the client, who holds the relevant licence.

All dimensions to be verified on site and any discrepancies referred to architect for determination. figured dimensions to take precedence over scaled dimensions.

Rev	Issue	Date
01	DA For Coordination	07/07/26
02	DA For Coordination	27/07/26
03	Development Application	13/08/26

Project No;
26008

Drawing No;
DA10

Revision#;
03

Scale;
as noted @ AI

Approved DA Service Station Elevation

Drawn; KA
Checked; AT
Plot date; 13/8/2026

KWIK TRIP PTY LTD

Proposed Service Station

1000 New Cleveland Road, Gumdale, QLD

SMT Architects
DESIGNING FOR A BETTER TOMORROW

SMT Architects Pty Ltd
Stanhope Gardens, NSW 2768, Australia
Tel +61 421 013 034
www.smtarchitects.com.au

SMT Architects Pty Ltd. ABN 26 663 212 066
Nominated Architect : A.M. Tarshan 11894
©Copyright 2026 SMT Architects

0 1000 2000 3000 4000 5000 10 000
scale: 1:100 @A1

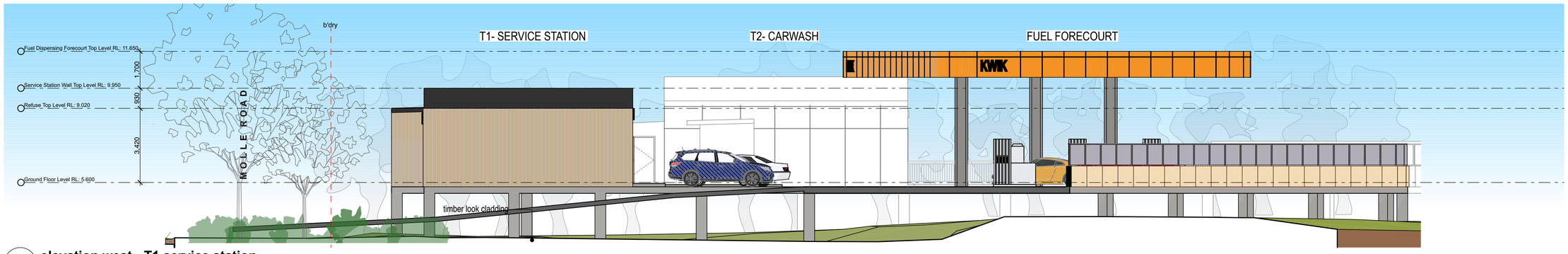

1 **elevation west - T1 service station**
1:100

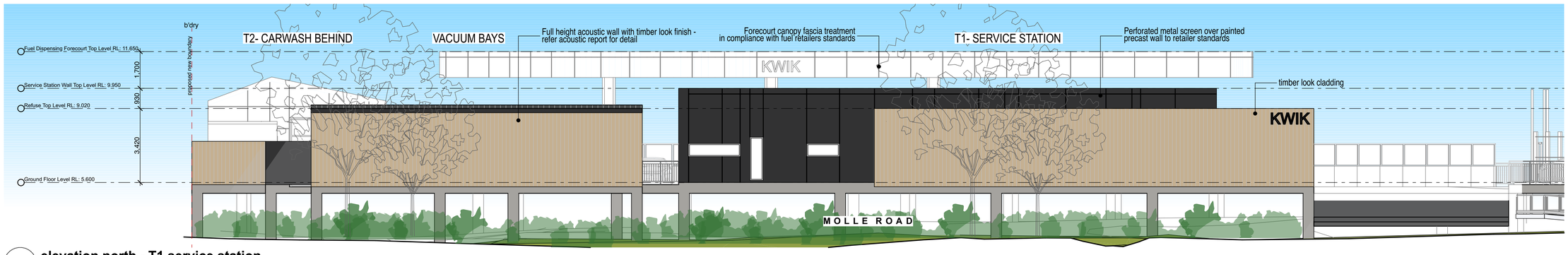

2 **elevation north - T1 service station**
1:100

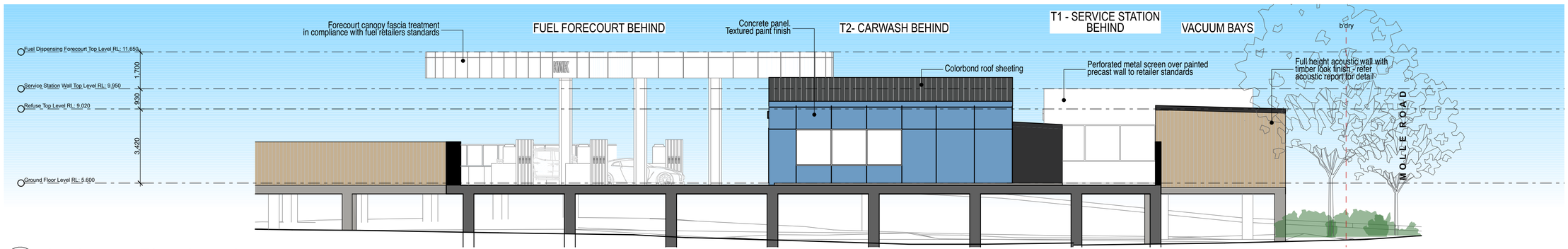

3 **elevation east - T1 service station**
1:100

Legend
(elevation & sections)
note: drawing may not contain all items listed below

ac	air conditioner condenser
ag	ag pipe
alw	aluminium framed window
bal(1)	balustrade (type)
bc	barge capping
bg	box gutter
bhc	brick header course
boe	brick on edge
bws	brickwork sill
cfc	compessed fibre cement
cj	control joint
conc.	concrete
cs	coved skirting
dp	downpipe
drh	door head
eg	eaves gutter
egl	existing ground line
ex.	existing
f	fixed sash window
fb(1)	face brickwork (type)
fcl	finished ceiling level
ffl	finished floor level
fp	feature panel
gl	ground line
gt	gate
hr(1)	handrail (type)
hwu	hot water unit
ip	insulated panel
lv(f)	fixed louvres
lv(o)	operable louvres
mc(1)	metal cladding (type)
mdr	metal deck roof
ofc	off form concrete
pt(1)	paint (type)
pap(1)	perforated acoustic panel (type)
pbd	plasterboard
ps	privacy screen
pv	photovoltaic cells
rc	rendered concrete
rms	raked metal soffit
rp(1)	render & paint finish (type)
rs	roller shutter
rw	retaining wall
rwh	rainwater head
s	sliding sash window
sc	steel column
sk	skylight/skytube
sl	sliding door
ss(1)	sun shade (type)
ts	timber skirting
wcs	window casing

note:
1. all handrails, balustrades & louvres shown indicatively only. refer to detail drawings for clarity.
2. refer to engineer's drawings for final co-ordination.
3. acoustic panel edges at all major joints (solid line) & all exposed edges including top (adjoining s/s sill) & bottom (adjoining skirting) are to include 12x12mm aluminium angle.

BCC DS
RECEIVED
16-OCT-2026
APPLICATION REF
A007134246

This drawing incorporates and amends original design content by VERVE Building Design. SMT Architects has made changes solely for the purpose of a modification, subdivision applications and Construction Documentation as instructed by the client, who holds the relevant licence.

All dimensions to be verified on site and any discrepancies referred to architect for determination. figured dimensions to take precedence over scaled dimensions.

Rev	Issue	Date
01	DA For Coordination	07/07/26
02	DA For Coordination	27/07/26
03	Development Application	13/08/26

Project No;
26008

Drawing No; DA11

Revision#; 03

Scale; 1:100 as noted @ AI

Proposed Service Station Elevation

Drawn; KA
Checked; AT
Plot date; 13/8/2026

KWIK TRIP PTY LTD

Proposed Service Station
1000 New Cleveland Road,
Gumdale, QLD

SMT Architects
DESIGNING FOR A BETTER TOMORROW
SMT Architects Pty Ltd
Stanhope Gardens, NSW 2768, Australia
Tel +61 421 013 034
www.smtarchitects.com.au
SMT Architects Pty Ltd. ABN 26 663 212 066
Nominated Architect : A.M. Tarshan 11894
©Copyright 2026 SMT Architects

0 500 1000 1500 2000 2500 5000
scale: 1:50 @A1

BCC DS
RECEIVED
16-OCT-2026
APPLICATION REF
A007134246

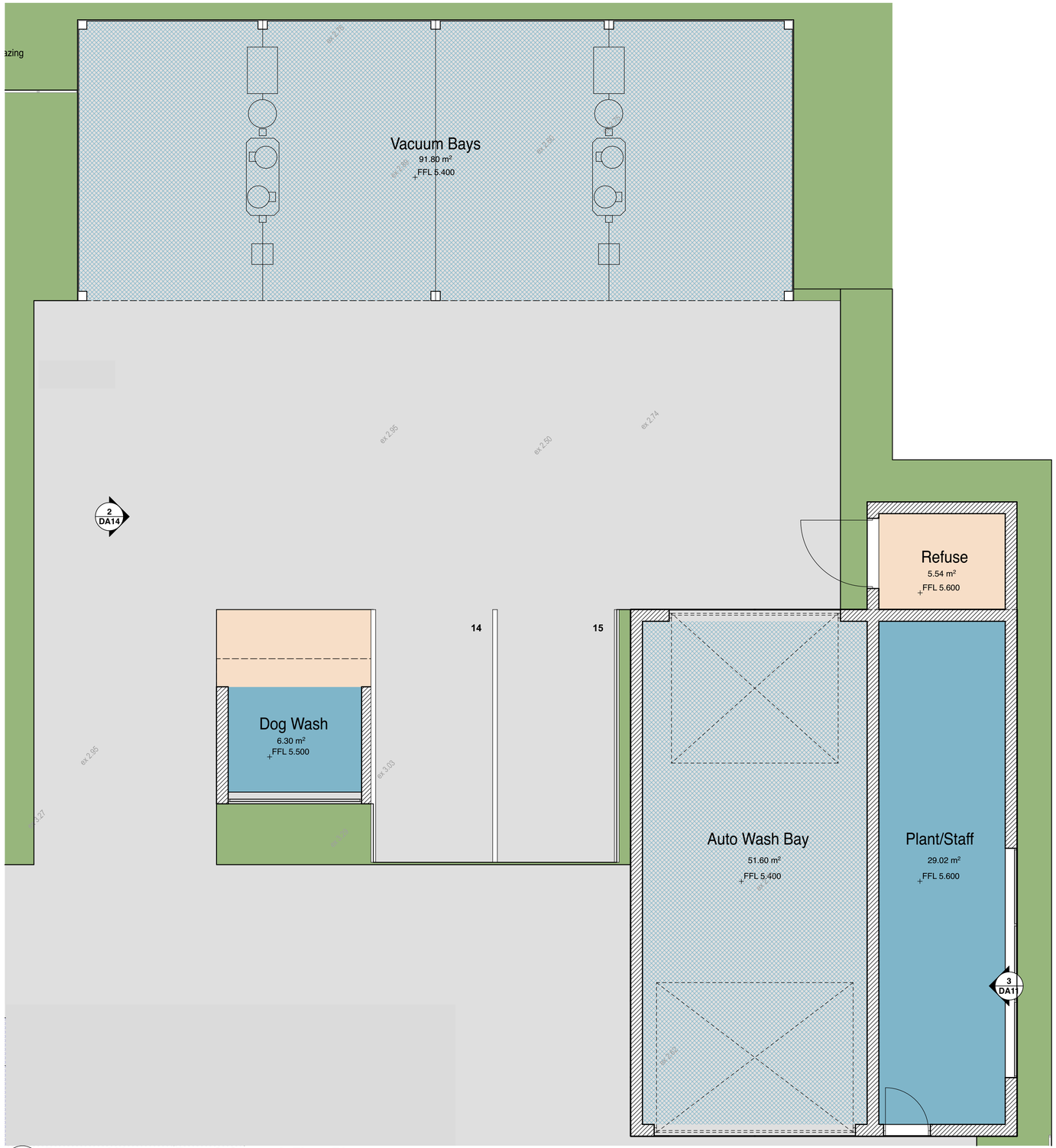

1 **Proposed Vacuum Bays & Carwash Floor Plan**
1:50

Legend (floor plans)
note: drawing may not contain all items listed below

D01	door numbers (as scheduled) (prefix ex. for existing door)
W01	window numbers (as scheduled) (prefix ex. for existing window)
(a)	wall type (as scheduled)

ac	air conditioner condenser
acc	accessible
adhc	ageing, disability & home care
amb	ambulant
ap	access panel
bal(1)	balustrade (type)
bfc	broom finish concrete
bol	bollard
brm	broom cupboard
bsn	basin
cft(1)	ceramic floor tile (type)
cj	control joint
cl	clothes line
col	column
comms	communication cabinet
cpt(1)	carpet (type)
ct	cooktop
dp	downpipe
drp	doorpost
edb	electrical distribution box
ex.	existing
fb(1)	face brickwork (type)
fhr	fire hose reel
fm	floor mat
fp	feature panel
fs	fridge space
fw	floor waste
gb	garbage bin
gt	gate
gtd	grated drain
hr(1)	handrail (type)
ht	hose tap
hwu	hot water unit
hyd	hydrant
kr	kerb ramp
lb	letter box
lin	linen cupboard
mw	microwave
ofc	off form concrete
pmp	permeable paving
ps	privacy screen
pty	pantry
robe	wardrobe
rw(1)	retaining wall (type)
rwt	rainwater tank
snk	sink
sc	steel column
sfc	steel float concrete
shr	shower
sk	skylight/skytube
sl	sliding door
st	store
sv(1)	sheet vinyl (type)
swp	storm water pit
tgsi	tactile ground surface indicators
vp	vent pipe
wfc	wood float concrete
wm	washing machine space
wo	wall oven
ws	wheel stop
wcs	window casing

This drawing incorporates and amends original design content by VERVE Building Design. SMT Architects has made changes solely for the purpose of a modification, subdivision applications and Construction Documentation as instructed by the client, who holds the relevant licence.

All dimensions to be verified on site and any discrepancies referred to architect for determination. figured dimensions to take precedence over scaled dimensions.

Rev	Issue	Date
01	DA For Coordination	07/07/26
02	DA For Coordination	27/07/26
03	Development Application	13/08/26

Project No;
26008

Drawing No;
DA12

Revision#;
03

Scale;
1:50 as noted @ AI

Drawn; KA
Checked; AT
Plot date; 13/8/2026

Proposed Vacuum Bays & Carwash Floor Plan

KWIK TRIP PTY LTD

Proposed Service Station
1000 New Cleveland Road,
Gumdale, QLD

SMT Architects
DESIGNING FOR A BETTER TOMORROW

SMT Architects Pty Ltd
Stanhope Gardens, NSW 2768, Australia
Tel +61 421 013 034
www.smtarchitects.com.au

SMT Architects Pty Ltd. ABN 26 663 212 066
Nominated Architect : A.M. Tarshan 11894
©Copyright 2026 SMT Architects

0 500 1000 1500 2000 2500 5000
scale: 1:50 @A1

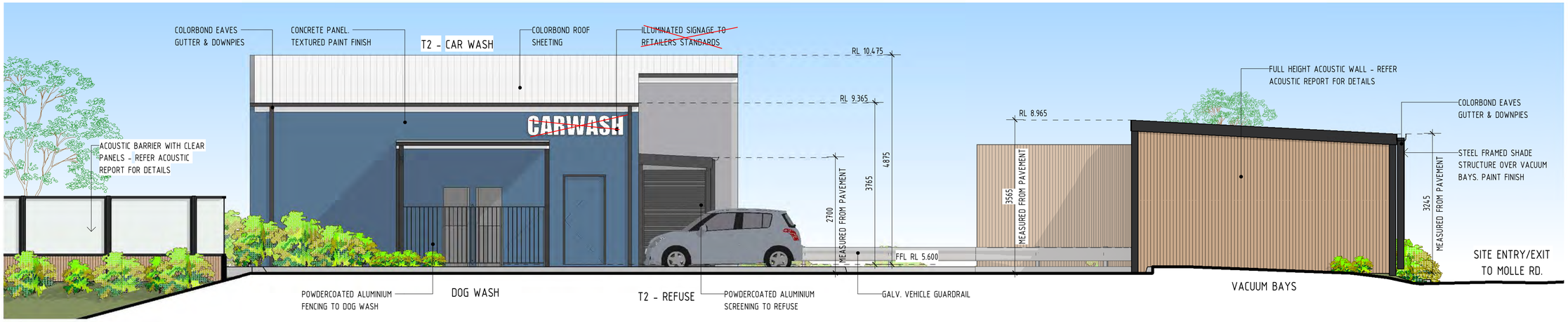

2 ELEVATION SOUTH - T2
1 : 50

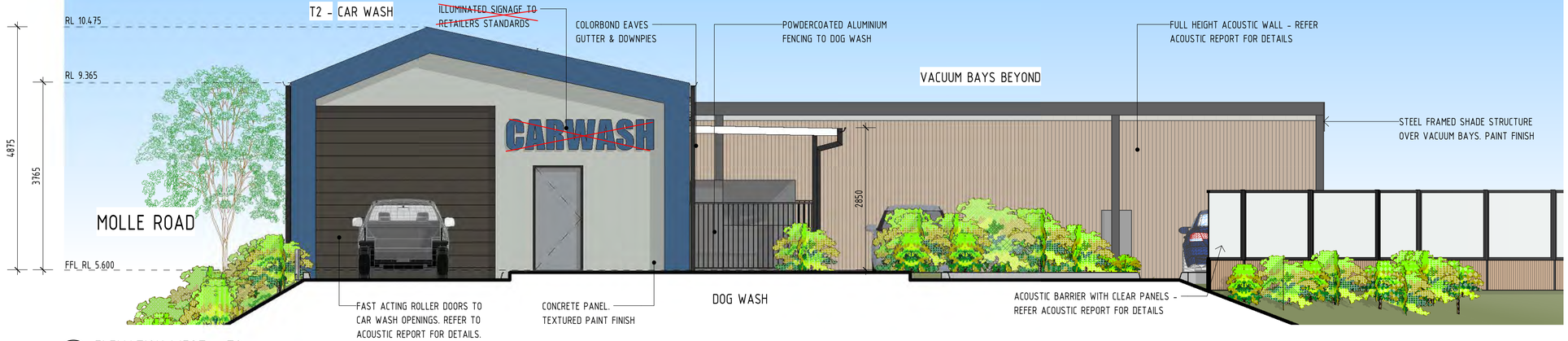

3 ELEVATION WEST - T2
1 : 50

BCC DS
RECEIVED
16-OCT-2026
APPLICATION REF
A007134246

For Information

This drawing incorporates and amends original design content by VERVE Building Design. SMT Architects has made changes solely for the purpose of a modification, subdivision applications and Construction Documentation as instructed by the client, who holds the relevant licence.

All dimensions to be verified on site and any discrepancies referred to architect for determination. figured dimensions to take precedence over scaled dimensions.

Rev	Issue	Date
01	DA For Coordination	07/07/26
02	DA For Coordination	27/07/26
03	Development Application	13/08/26

Project No;
26008

Drawing No;
DA13

Revision#;
03

Scale;
as noted @ AI

Approved DA Vacuum Bays & Carwash Elevation

Drawn; KA
Checked; AT
Plot date; 13/8/2026

KWIK TRIP PTY LTD

Proposed Service Station
1000 New Cleveland Road,
Gumdale, QLD

SMT Architects
DESIGNING FOR A BETTER TOMORROW

SMT Architects Pty Ltd
Stanhope Gardens, NSW 2768, Australia
Tel +61 421 013 034
www.smtarchitects.com.au

SMT Architects Pty Ltd. ABN 26 663 212 066
Nominated Architect : A.M. Tarshan 11894
©Copyright 2026 SMT Architects

0 500 1000 1500 2000 2500 5000
scale: 1:50 @A1

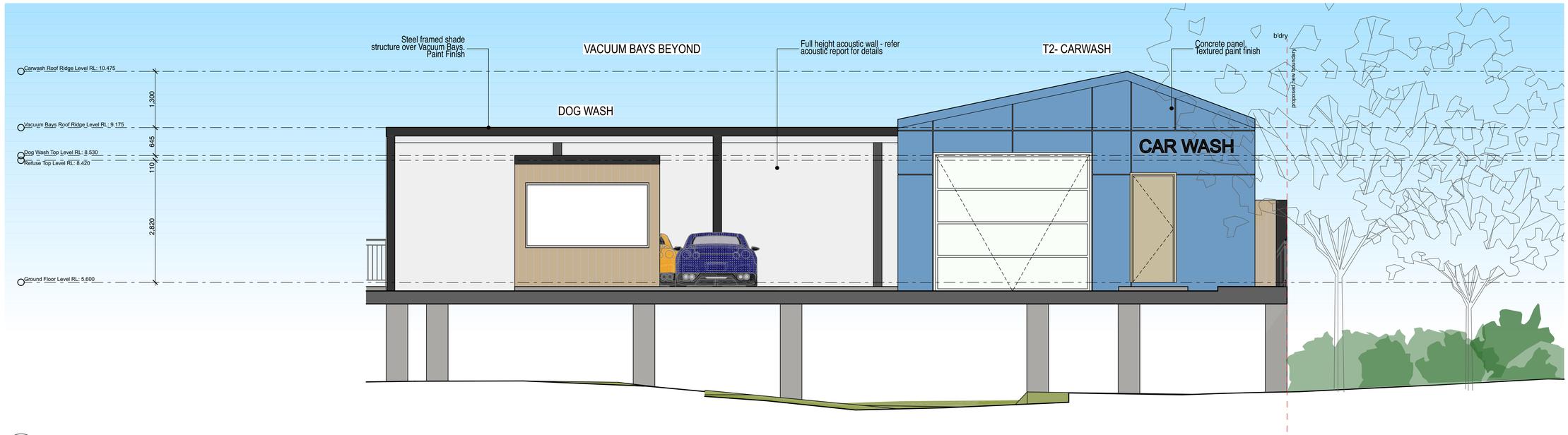

1 **elevation south - T2 Car wash**
1:50

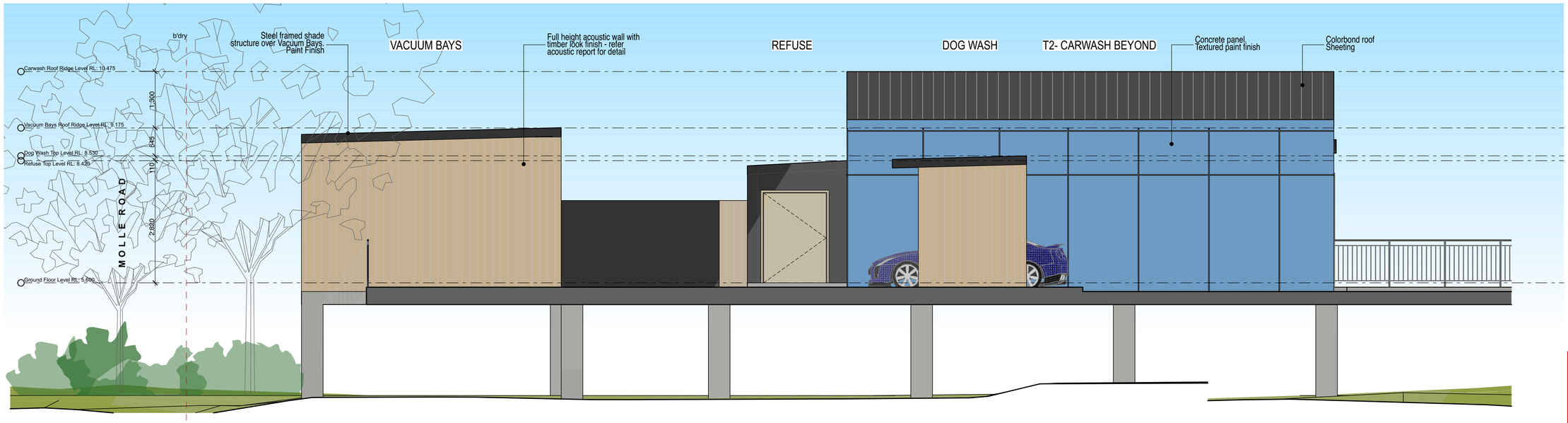

2 **elevation west - T2 Car wash**
1:50

Legend (elevation & sections)

note: drawing may not contain all items listed below

ac	air conditioner condenser
ag	ag pipe
alw	aluminium framed window
bal(1)	balustrade (type)
bc	barge capping
bg	box gutter
bhc	brick header course
boe	brick on edge
bws	brickwork sill
cfc	compessed fibre cement
cj	control joint
conc.	concrete
cs	coved skirting
dp	downpipe
drh	door head
eg	eaves gutter
egl	existing ground line
ex.	existing
f	fixed sash window
fb(1)	face brickwork (type)
fcl	finished ceiling level
ffl	finished floor level
fp	feature panel
gl	ground line
gt	gate
hr(1)	handrail (type)
hwu	hot water unit
ip	insulated panel
lv(f)	fixed louvres
lv(o)	operable louvres
mc(1)	metal cladding (type)
mdr	metal deck roof
ofc	off form concrete
p(1)	paint (type)
pap(1)	perforated acoustic panel (type)
pbd	plasterboard
ps	privacy screen
pv	photovoltaic cells
rc	rendered concrete
rms	raked metal soffit
rp(1)	render & paint finish (type)
rs	roller shutter
rw	retaining wall
rwh	rainwater head
s	sliding sash window
sc	steel column
sk	skylight/skytube
sl	sliding door
ss(1)	sun shade (type)
ts	timber skirting
wcs	window casing

note:
1. all handrails, balustrades & louvres shown indicatively only. refer to detail drawings for clarity.
2. refer to engineer's drawings for final co-ordination.
3. acoustic panel edges at all major joints (solid line) & all exposed edges including top (adjoining s/s sill) & bottom (adjoining skirting) are to include 12x12mm aluminium angle.

BCC DS
RECEIVED
16-OCT-2026
APPLICATION REF
A007134246

This drawing incorporates and amends original design content by VERVE Building Design. SMT Architects has made changes solely for the purpose of a modification, subdivision applications and Construction Documentation as instructed by the client, who holds the relevant licence.

All dimensions to be verified on site and any discrepancies referred to architect for determination. figured dimensions to take precedence over scaled dimensions.

Rev	Issue	Date
01	DA For Coordination	07/07/26
02	DA For Coordination	27/07/26
03	Development Application	13/08/26

Project No;
26008

Drawing No; DA14

Revision#; 03

Scale; 1:50 as noted @ AI

Proposed Vacuum Bays & Carwash Elevation

Drawn; KA
Checked; AT
Plot date; 13/8/2026

KWIK TRIP PTY LTD

Proposed Service Station
1000 New Cleveland Road,
Gumdale, QLD

SMT Architects
DESIGNING FOR A BETTER TOMORROW

SMT Architects Pty Ltd
Stanhope Gardens, NSW 2768, Australia
Tel +61 421 013 034
www.smtarchitects.com.au

SMT Architects Pty Ltd. ABN 26 663 212 066
Nominated Architect : A.M. Tarshan 11894
©Copyright 2026 SMT Architects

0 500 1000 1500 2000 2500 5000
scale: 1:50 @A1

BCC DS
RECEIVED
16-OCT-2026
APPLICATION REF
A007134246

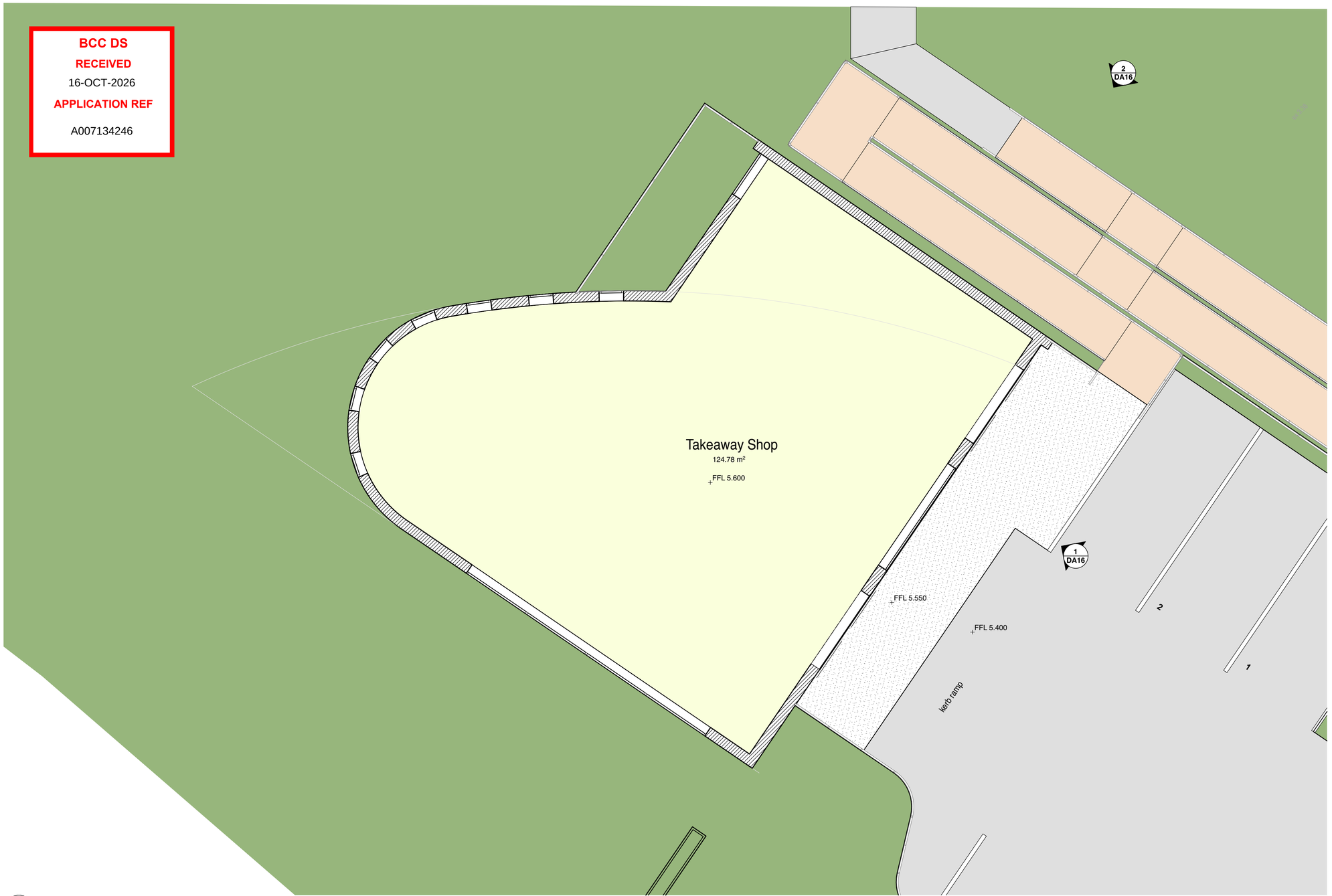

1 Proposed Takeaway Shop
1:50

Legend
(floor plans)
note: drawing may not contain all items listed below

D01	door numbers (as scheduled) (prefix ex. for existing door)
W01	window numbers (as scheduled) (prefix ex. for existing window)
(a)	wall type (as scheduled)
ac	air conditioner condenser
acc	accessible
adhc	ageing, disability & home care
amb	ambulant
ap	access panel
bal(1)	balustrade (type)
bfc	broom finish concrete
bol	bollard
brm	broom cupboard
bsn	basin
cft(1)	ceramic floor tile (type)
cj	control joint
cl	clothes line
col	column
comms	communication cabinet
cpt(1)	carpet (type)
ct	cooktop
dp	downpipe
drp	doorpost
edb	electrical distribution box
ex.	existing
fb(1)	face brickwork (type)
fhr	fire hose reel
fm	floor mat
fp	feature panel
fs	fridge space
fw	floor waste
gb	garbage bin
gt	gate
gtd	grated drain
hr(1)	handrail (type)
ht	hose tap
hwu	hot water unit
hyd	hydrant
kr	kerb ramp
lb	letter box
lin	linen cupboard
mw	microwave
ofc	off form concrete
pmp	permeable paving
ps	privacy screen
pty	pantry
robe	wardrobe
rw(1)	retaining wall (type)
rwt	rainwater tank
snk	sink
sc	steel column
sfc	steel float concrete
shr	shower
sk	skylight/skytube
sl	sliding door
st	store
sv(1)	sheet vinyl (type)
swp	storm water pit
tgsi	tactile ground surface indicators
vp	vent pipe
wfc	wood float concrete
wm	washing machine space
wo	wall oven
ws	wheel stop
wcs	window casing

This drawing incorporates and amends original design content by VERVE Building Design. SMT Architects has made changes solely for the purpose of a modification, subdivision applications and Construction Documentation as instructed by the client, who holds the relevant licence.

All dimensions to be verified on site and any discrepancies referred to architect for determination. figured dimensions to take precedence over scaled dimensions.

Rev	Issue	Date
01	DA For Coordination	07/07/26
02	DA For Coordination	27/07/26
03	Development Application	13/08/26

Project No;
26008

Drawing No; DA15

Revision#; 03

Scale; 1:50 as noted @ AI

Proposed Takeaway Shop Floorplan

Drawn; KA
Checked; AT
Plot date; 13/8/2026

KWIK TRIP PTY LTD

Proposed Service Station
1000 New Cleveland Road, Gumdale, QLD

SMT Architects
DESIGNING FOR A BETTER TOMORROW

SMT Architects Pty Ltd
Stanhope Gardens, NSW 2768, Australia
Tel +61 421 013 034
www.smtarchitects.com.au

SMT Architects Pty Ltd. ABN 26 663 212 066
Nominated Architect : A.M. Tarshan 11894
©Copyright 2026 SMT Architects

0 500 1000 1500 2000 2500 5000
scale: 1:50 @A1



1 elevation east - Takeaway shop
1:50



2 elevation north - Takeaway shop
1:50

Legend
(elevation & sections)
note: drawing may not contain all items listed below

ac	air conditioner condenser
ag	ag pipe
alw	aluminium framed window
bal(1)	balustrade (type)
bc	barge capping
bg	box gutter
bhc	brick header course
boe	brick on edge
bws	brickwork sill
cfc	compessed fibre cement
cj	control joint
conc.	concrete
cs	coved skirting
dp	downpipe
drh	door head
eg	eaves gutter
egl	existing ground line
ex.	existing
f	fixed sash window
fb(1)	face brickwork (type)
fcl	finished ceiling level
ffl	finished floor level
fp	feature panel
gl	ground line
gt	gate
hr(1)	handrail (type)
hwu	hot water unit
ip	insulated panel
lv(f)	fixed louvres
lv(o)	operable louvres
mc(1)	metal cladding (type)
mdr	metal deck roof
ofc	off form concrete
pt(1)	paint (type)
pap(1)	perforated acoustic panel (type)
pbd	plasterboard
ps	privacy screen
pv	photovoltaic cells
rc	rendered concrete
rms	raked metal soffit
rp(1)	render & paint finish (type)
rs	roller shutter
rw	retaining wall
rwh	rainwater head
s	sliding sash window
sc	steel column
sk	skylight/skytube
sl	sliding door
ss(1)	sun shade (type)
ts	timber skirting
wcs	window casing

note:
1. all handrails, balustrades & louvres shown indicatively only. refer to detail drawings for clarity.
2. refer to engineer's drawings for final co-ordination.
3. acoustic panel edges at all major joints (solid line) & all exposed edges including top (adjoining s/s sill) & bottom (adjoining skirting) are to include 12x12mm aluminium angle.

This drawing incorporates and amends original design content by VERVE Building Design. SMT Architects has made changes solely for the purpose of a modification, subdivision applications and Construction Documentation as instructed by the client, who holds the relevant licence.

All dimensions to be verified on site and any discrepancies referred to architect for determination. figured dimensions to take precedence over scaled dimensions.

BCC DS
RECEIVED
16-OCT-2026
APPLICATION REF
A007134246

Rev	Issue	Date
01	DA For Coordination	07/07/26
02	DA For Coordination	27/07/26
03	Development Application	13/08/26

Project No;
26008

Drawing No; DA16

Revision#; 03

Scale; 1:50, 1:100 as noted @ AI

Proposed Takeaway Shop Elevation

Drawn; KA
Checked; AT
Plot date; 13/8/2026

KWIK TRIP PTY LTD

Proposed Service Station
1000 New Cleveland Road, Gumdale, QLD

SMT Architects
DESIGNING FOR A BETTER TOMORROW

SMT Architects Pty Ltd
Stanhope Gardens, NSW 2768, Australia
Tel +61 421 013 034
www.smtarchitects.com.au

SMT Architects Pty Ltd. ABN 26 663 212 066
Nominated Architect : A.M. Tarshan 11894
©Copyright 2026 SMT Architects