177-183 DOUGLAS STREET, OXLEY

FOCAS INVESTMENTS PTY LTD & SJLAG PTY LTD

BCC DS
RECEIVED
21-10-2026
APPLICATION REF
A007135518

SHEET LIST TABLE		
SHEET NUMBER	SHEET REFERENCE	SHEET DESCRIPTION
001	C0574-DA-GEN_001	COVER SHEET, LOCALITY PLAN AND DRAWING INDEX
002	C0574-DA-GEN_002	EXISTIGN SITE LAYOUT PLAN
003	C0574-DA-GEN_003	PROPOSED SITE LAYOUT PLAN
100	C0574-DA-RDW_100	DOUGLAS STREET TYPICAL CROSS SECTION AND LONGITUDINAL SECTION
101	C0574-DA-RDW_101	COSTALOT STREET TYPICAL CROSS SECTION AND LONGITUDINAL SECTION
200	C0574-DA-BEW_200	CUT-FILL LAYOUT PLAN
201	C0574-DA-BEW_201	SITE SECTIONS A, B AND C
300	C0574-DA-SWD_300	STORMWATER LAYOUT PLAN
400	C0574-DA-SEW_400	SEWER LAYOUT PLAN
500	C0574-DA-RWM_500	RETICULATED WATERMAIN LAYTOUT PLAN

CIVIL LEGEND

- RK&G — TYPE 'D' KERB TO COUNCIL SPECIFICATIONS
- A2 — STORMWATER DRAINAGE PIT AND PIT No.
- Ø375 — PROPOSED STORMWATER DRAINAGE
- CONCRETE FOOTPATH
- ROOFWATER KERB OUTLETS
- E — E — EXISTING ABOVE GROUND ELECTRICITY CABLE
- INDICATIVE DRIVEWAY LOCATION TO COUNCIL SPECIFICATIONS
- E — E — PROPOSED BELOW GROUND ELECTRICITY CABLE
- C — C — EXISTING BELOW GROUND TELECOMMUNICATIONS CABLE
- NBN — PROPOSED BELOW GROUND NBN CABLE
- W — W — EXISTING POTABLE WATER
- W — W — PROPOSED POTABLE WATER
- S — S — EXISTING SEWER LINE
- S — S — PROPOSED SEWER LINE



LOCALITY PLAN
N.T.S.

FOR DA APPROVAL

Rev	Description		Date
B	ADDED BEW DESIGN	K.P.	13/10/2026
A	FOR DA APPROVAL	K.P.	06/10/2026

© 2026 Urban Engineering Solutions Pty. Ltd.
This design and drawing remain the property of Urban Engineering Solutions Pty. Ltd. and is not to be reproduced either in whole or in part without the written permission of Urban Engineering Solutions Pty. Ltd.

DO NOT SCALE FROM DRAWING

Client: FOCAS INVESTMENTS PTY LTD & SJLAG PTY LTD

URBAN ENGINEERING SOLUTIONS
CIVIL ENGINEERING DESIGN AND DOCUMENTATION
SUBDIVISIONS — INDUSTRIAL — COMMERCIAL — TOURISM
PO Box 1003
Lutwyche QLD 4030
PH: 0488 998 775
E: dpayne@urbanengineering.com.au

Drawn	K.P.
Designed	K.P.
Passed	
Checked	

Project: 177-183 DOUGLAS STREET

Title: GENERAL
COVER SHEET, LOCALITY PLAN AND DRAWING INDEX

Drawing Number: C0574-DA-GEN_001

Print Scale: N.T.S.

Rev: B

C:\Users\kieranpayne\onedrive - jsedesign.com.au\company share - documents\KP JOBS\0027 - 177 douglas street, oxley\engineering\2_drawings\da drawings

LOT 0 IN SP302738

COSTALOT STREET

LOT 0 IN SP302738

LOT 29 IN SP227009

LOT 30 IN SP227009

LOT 25 IN RP29491

LOT 31 IN SP227009

177 OXLEY ROAD
LOT 24 IN RP29491

LOT 32 IN SP227009

TREES TO BE REMOVED

EXISTING STRUCTURES TO BE DEMOLISHED.

FENCE TO BE DEMOLISHED

EXISTING STRUCTURES TO BE DEMOLISHED.

DOUGLAS STREET

LOT 1 IN SP304913

183 OXLEY ROAD
LOT 23 IN RP29491

LOT 2 IN SP304913

LOT 3 IN SP304913

LOT 4 IN SP318323

LOT 3 IN SP318323

LOT 4 IN SP304913

LOT 6 IN SP318323

LOT 1 IN SP318323

LOT 5 IN SP304913

LOT 5 IN SP318323

COSTALOT STREET

LOT 2 IN SP318323

LOT 8 IN SP292644

LOT CP IN SP287339

LOT CP IN SP2873398

FOR DA APPROVAL

SCALE 1:250 @ A1
SCALE 1:500 @ A3

0 2.5 5 10 15 20 25 metres

Rev	Description		Date
B	ADDED BEW DESIGN	K.P.	13/10/2026
A	FOR DA APPROVAL	K.P.	06/10/2026

DO NOT SCALE FROM DRAWING

© 2026 Urban Engineering Solutions Pty. Ltd.
This design and drawing remain the property of Urban Engineering Solutions Pty. Ltd. and is not to be reproduced either in whole or in part without the written permission of Urban Engineering Solutions Pty. Ltd.

Client: FOCAS INVESTMENTS PTY LTD & SJLAG PTY LTD

URBAN ENGINEERING SOLUTIONS
CIVIL ENGINEERING DESIGN AND DOCUMENTATION
SUBDIVISIONS – INDUSTRIAL – COMMERCIAL – TOURISM
PO Box 1003
Lutwyche QLD 4030
PH: 0488 998 775
E: dpayne@urbanengineering.com.au

Drawn	K.P.
Designed	K.P.
Passed	
Checked	

Project: 177-183 DOUGLAS STREET

Title: GENERAL
EXISTIGN SITE LAYOUT PLAN

BCC DS
RECEIVED
21-10-2026
APPLICATION REF
A007135518

Drawing Number: C0574-DA-GEN-002

Print Scale: 1:250

Rev: B

C:\Users\kieranpayne\onedrive - jsedesign.com.au\company share - documents\KP JOBS\0027 - 177 douglas street, oxley\engineering\2_drawings\da drawings

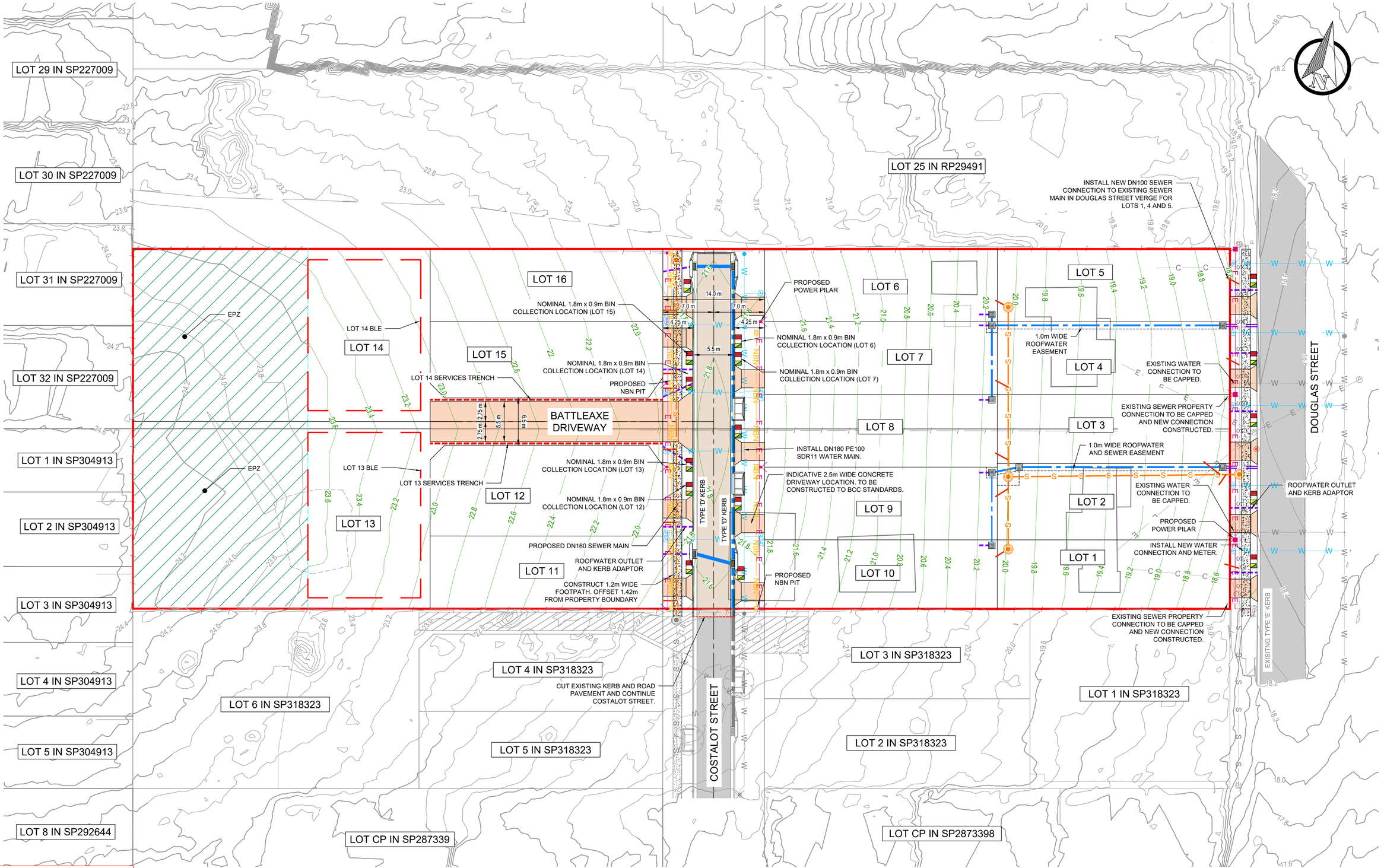

FOR DA APPROVAL

SCALE 1:250 @ A1
SCALE 1:500 @ A3
0 2.5 5 10 15 20 25 metres

Rev	Description		Date
B	ADDED BEW DESIGN	K.P.	13/10/2026
A	FOR DA APPROVAL	K.P.	06/10/2026

DO NOT SCALE FROM DRAWING

© 2026 Urban Engineering Solutions Pty. Ltd.
This design and drawing remain the property of Urban Engineering Solutions Pty. Ltd. and is not to be reproduced either in whole or in part without the written permission of Urban Engineering Solutions Pty. Ltd.

Client
FOCAS INVESTMENTS PTY LTD & SJLAG PTY LTD

URBAN ENGINEERING SOLUTIONS
CIVIL ENGINEERING DESIGN AND DOCUMENTATION
SUBDIVISIONS — INDUSTRIAL — COMMERCIAL — TOURISM
PO Box 1003
Lutwyche QLD 4030
PH: 0488 998 775
E: dpayne@urbanengineering.com.au

Drawn	K.P.
Designed	K.P.
Passed	
Checked	

Project
177-183 DOUGLAS STREET

Title
GENERAL
PROPOSED SITE LAYOUT PLAN

BCC DS
RECEIVED
21-10-2026
APPLICATION REF
A007135518

Drawing Number
C0574-DA-GEN-003

Print Scale
1:250

Rev
B

C:\Users\kieranpayne\onedrive - jsedesign.com.au\company share - documents\KP JOBS\0027 - 177 douglas street, oxley\engineering\2_drawings\da drawings

BCC DS
RECEIVED
21-10-2026
APPLICATION REF
A007135518

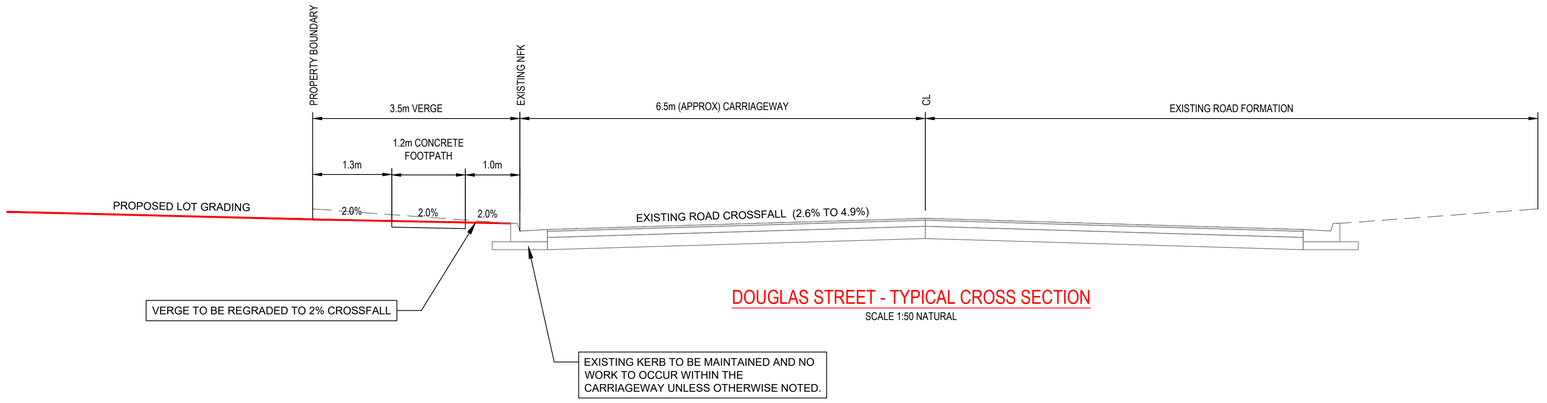

DOUGLAS STREET - TYPICAL CROSS SECTION

SCALE 1:50 NATURAL



DOUGLAS STREET - LONGITUDINAL SECTION

SCALE 1:200 HORIZONTAL, 1:100 VERTICAL

FOR DA APPROVAL

SCALE 1:50 @ A1
SCALE 1:100 @ A3
0 0.5 1 2 3 4 5 metres

SCALE 1:100 @ A1
SCALE 1:200 @ A3
0 1 2 4 6 8 10 metres

SCALE 1:200 @ A1
SCALE 1:400 @ A3
0 2 4 8 12 16 20 metres

Rev	Description		Date
B	ADDED BEW DESIGN	K.P.	13/10/2026
A	FOR DA APPROVAL	K.P.	06/10/2026

© 2026 Urban Engineering Solutions Pty. Ltd.
This design and drawing remain the property of Urban Engineering Solutions Pty. Ltd. and is not to be reproduced either in whole or in part without the written permission of Urban Engineering Solutions Pty. Ltd.

DO NOT SCALE FROM DRAWING

Client: FOCAS INVESTMENTS PTY LTD & SJLAG PTY LTD

URBAN ENGINEERING SOLUTIONS
CIVIL ENGINEERING DESIGN AND DOCUMENTATION
SUBDIVISIONS — INDUSTRIAL — COMMERCIAL — TOURISM
PO Box 1003
Lutwyche QLD 4030
PH: 0488 998 776
E: dpayne@urbanengineering.com.au

Drawn	K.P.
Designed	K.P.
Passed	
Checked	

Project: 177-183 DOUGLAS STREET

Title: ROADWORKS
DOUGLAS STREET TYPICAL CROSS SECTION
AND LONGITUDINAL SECTION

Drawing Number: C0574-DA-RDW-100

Print Scale: AS SHOWN

Rev: B

C:\Users\kieranpayne\onedrive - jsedesign.com.au\company share - documents\KP JOBS\0027 - 177 douglas street, oxley\engineering\2_drawings\da drawings

BCC DS
RECEIVED
21-10-2026
APPLICATION REF
A007135518

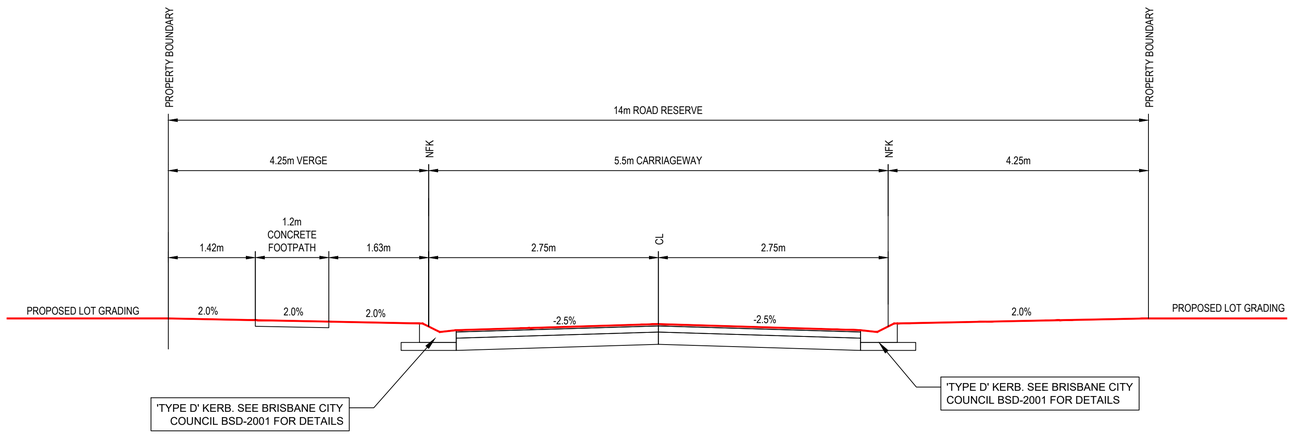

COSTALOT STREET - TYPICAL CROSS SECTION

SCALE 1:50 NATURAL

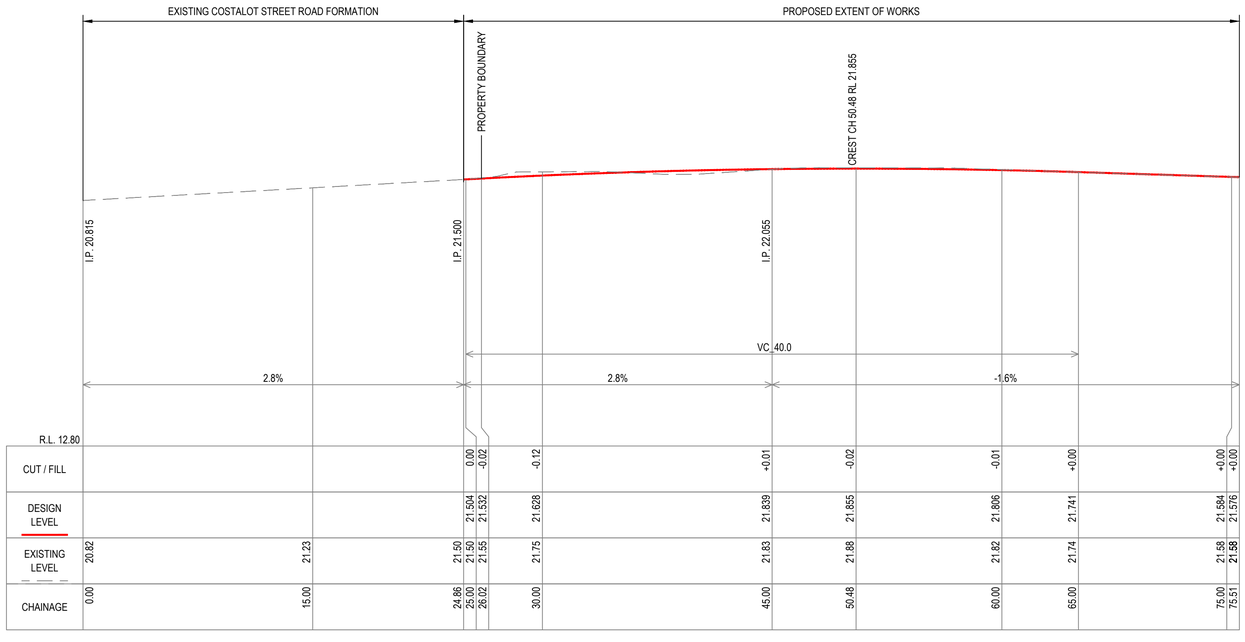

COSTALOT STREET - LONGITUDINAL SECTION

SCALE 1:200 HORIZONTAL, 1:100 VERTICAL

SCALE 1:50 @ A1
SCALE 1:100 @ A3
0 0.5 1 2 3 4 5 metres

SCALE 1:100 @ A1
SCALE 1:200 @ A3
0 1 2 4 6 8 10 metres

SCALE 1:200 @ A1
SCALE 1:400 @ A3
0 2 4 8 12 16 20 metres

FOR DA APPROVAL

Rev	Description		Date
B	ADDED BEW DESIGN	K.P.	13/10/2026
A	FOR DA APPROVAL	K.P.	06/10/2026

© 2026 Urban Engineering Solutions Pty. Ltd.
This design and drawing remain the property of Urban Engineering Solutions Pty. Ltd. and is not to be reproduced either in whole or in part without the written permission of Urban Engineering Solutions Pty. Ltd.

DO NOT SCALE FROM DRAWING

Client
FOCAS INVESTMENTS PTY LTD & SJLAG PTY LTD

URBAN ENGINEERING SOLUTIONS
CIVIL ENGINEERING DESIGN AND DOCUMENTATION
SUBDIVISIONS — INDUSTRIAL — COMMERCIAL — TOURISM
PO Box 1003
Lutwyche QLD 4030
PH: 0488 998 776
E: dpayne@urbanengineering.com.au

Drawn	K.P.
Designed	K.P.
Passed	
Checked	

Project: 177-183 DOUGLAS STREET

Title: ROADWORKS
COSTALOT STREET TYPICAL CROSS SECTION
AND LONGITUDINAL SECTION

Drawing Number: C0574-DA-RDW-100

Print Scale: AS SHOWN

Rev: B

C:\Users\kieranpayne\onedrive - jsedesign.com.au\company share - documents\KP JOBS\0027 - 177 douglas street, oxley\engineering\2_drawings\da drawings

Levels Table

No.	From Depth	To Depth	Colour	2D Area	Volume
1	-1.000	-0.750		0m²	0.00m³
2	-0.750	-0.500		3m²	0.01m³
3	-0.500	-0.250		786m²	41.23m³
4	-0.250	0.000		3963m²	735.06m³
5	0.000	0.250		1151m²	267.38m³
6	0.250	0.500		559m²	37.40m³

BULK EARTHWORKS

NOTE: VOLUMES TAKEN FROM SURVEY TO FINAL DESIGN SURFACE.

TOTAL CUT 776m³
TOTAL FILL 305m³

NET CUT 472m³

NOTES:

1. TOPSOIL STRIPPING HAS NOT BEEN ACCOUNTED FOR
2. BULKING OF SOIL HAS NOT BEEN ACCOUNTED FOR
3. SERVICE AND STORMWATER DRAINAGE TRENCHING HAS NOT BEEN ACCOUNTED FOR
4. PAVEMENT BOXOUT NOT ACCOUNTED FOR
5. IT IS THE CONTRACTORS RESPONSIBILITY TO ACCOUNT FOR THE ABOVE EXCLUSIONS.

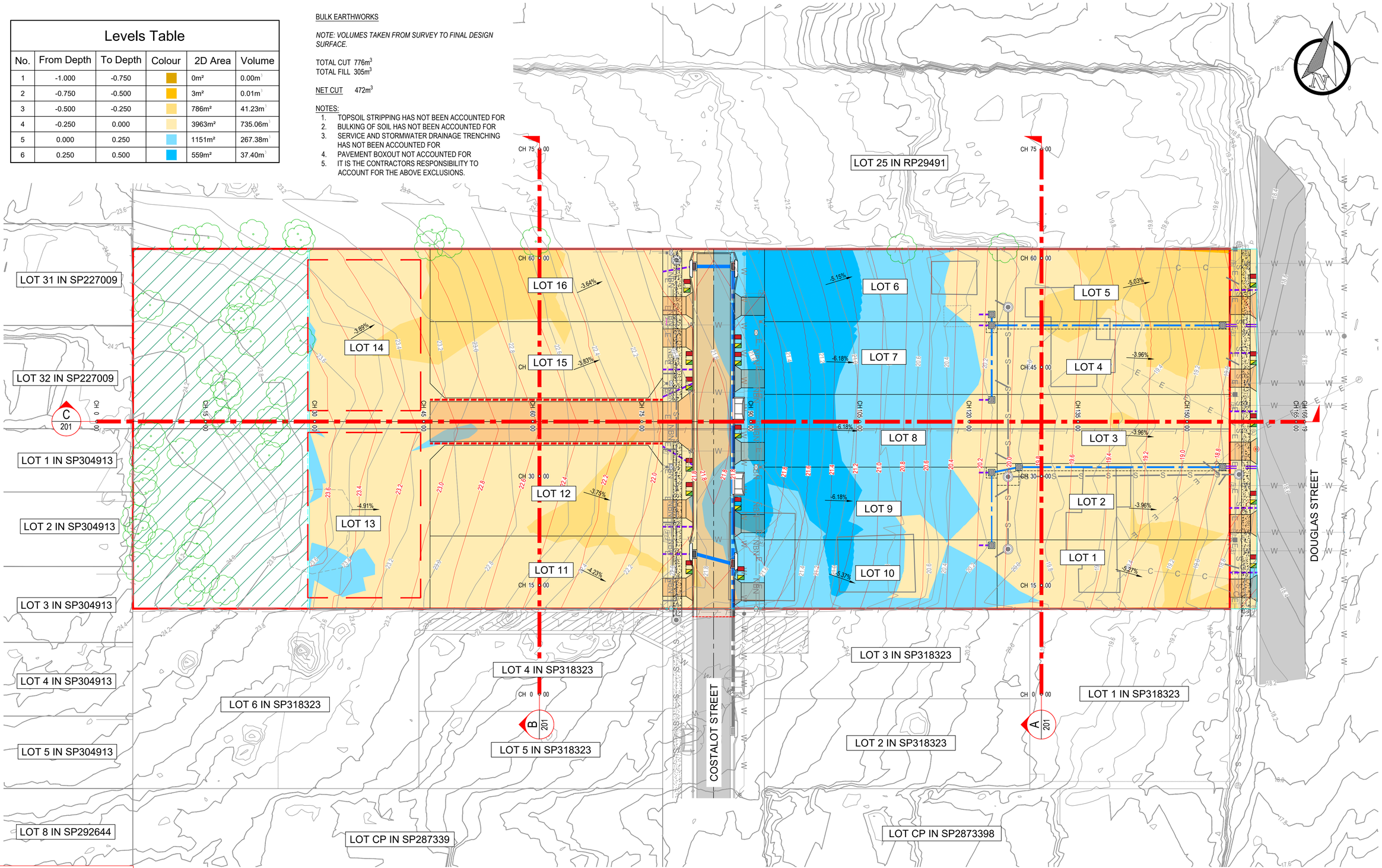

FOR DA APPROVAL

SCALE 1:250 @ A1
SCALE 1:500 @ A3
0 2.5 5 10 15 20 25 metres

Rev	Description		Date
B	ADDED BEW DESIGN	K.P.	13/10/2026
A	FOR DA APPROVAL	K.P.	06/10/2026

© 2026 Urban Engineering Solutions Pty. Ltd.
This design and drawing remain the property of Urban Engineering Solutions Pty. Ltd. and is not to be reproduced either in whole or in part without the written permission of Urban Engineering Solutions Pty. Ltd.

DO NOT SCALE FROM DRAWING

Client: FOCAS INVESTMENTS PTY LTD & SJLAG PTY LTD

URBAN ENGINEERING SOLUTIONS
CIVIL ENGINEERING DESIGN AND DOCUMENTATION
SUBDIVISIONS — INDUSTRIAL — COMMERCIAL — TOURISM
PO Box 1003
Lutwyche QLD 4030
PH: 0488 998 776
E: dpayne@urbanengineering.com.au

Drawn	K.P.
Designed	K.P.
Passed	
Checked	

Project: 177-183 DOUGLAS STREET

Title: EARTHWORKS CUT-FILL LAYOUT PLAN

BCC DS
RECEIVED
21-10-2026
APPLICATION REF
A007135518

Drawing Number: C0574-DA-SWD-200

Print Scale: N.T.S.

Rev: B

C:\Users\kieranpayne\onedrive - isedesign.com.au\company share - documents\KP JOBS\0027 - 177 douglas street, oxley\engineering\2_drawings\da drawings

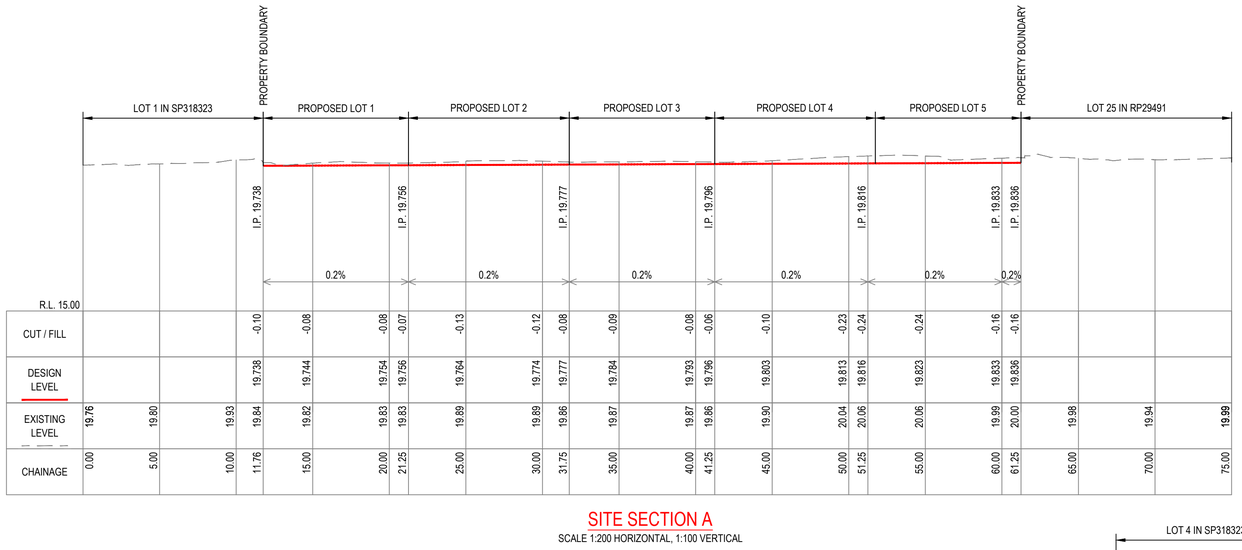

SITE SECTION A

SCALE 1:200 HORIZONTAL, 1:100 VERTICAL

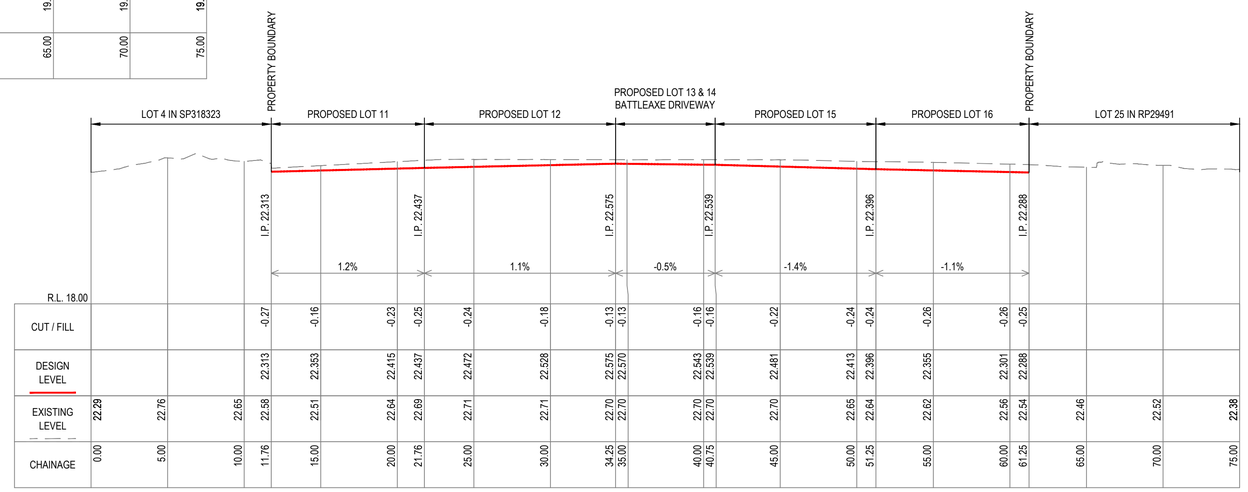

SITE SECTION B

SCALE 1:200 HORIZONTAL, 1:100 VERTICAL

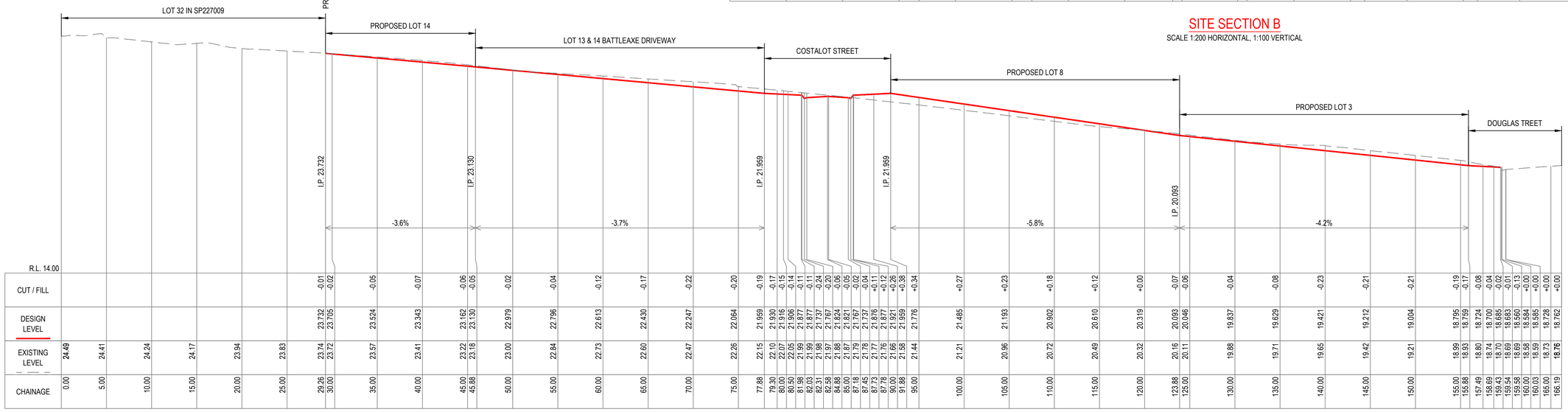

SITE SECTION C

SCALE 1:200 HORIZONTAL, 1:100 VERTICAL

FOR DA APPROVAL

SCALE 1:100 @ A1
SCALE 1:200 @ A3
0 1 2 4 6 8 10 metres

SCALE 1:200 @ A1
SCALE 1:400 @ A3
0 2 4 8 12 16 20 metres

BCC DS
RECEIVED
21-10-2026
APPLICATION REF
A007135518

Rev	Description		Date
B	ADDED BEW DESIGN	K.P.	13/10/2026
A	FOR DA APPROVAL	K.P.	06/10/2026

© 2026 Urban Engineering Solutions Pty. Ltd.
This design and drawing remain the property of Urban Engineering Solutions Pty. Ltd. and is not to be reproduced either in whole or in part without the written permission of Urban Engineering Solutions Pty. Ltd.

DO NOT SCALE FROM DRAWING

Client
FOCAS INVESTMENTS PTY LTD & SJLAG PTY LTD

URBAN ENGINEERING SOLUTIONS
CIVIL ENGINEERING DESIGN AND DOCUMENTATION
SUBDIVISIONS — INDUSTRIAL — COMMERCIAL — TOURISM
PO Box 1003
Lutwyche QLD 4030
PH: 0488 998 776
E: dpayne@urbanengineering.com.au

Drawn	K.P.
Designed	K.P.
Passed	
Checked	

Project
177-183 DOUGLAS STREET

Title
EARTHWORKS
SITE SECTIONS A, B AND C

Drawing Number
C0574-DA-RDW-100

Print Scale
AS SHOWN

Rev
B

C:\Users\kieranpayne\onedrive - jsedesign.com.au\company share - documents\KP JOBS\0027 - 177 douglas street\ oxley\engineering\2_drawings\da drawings

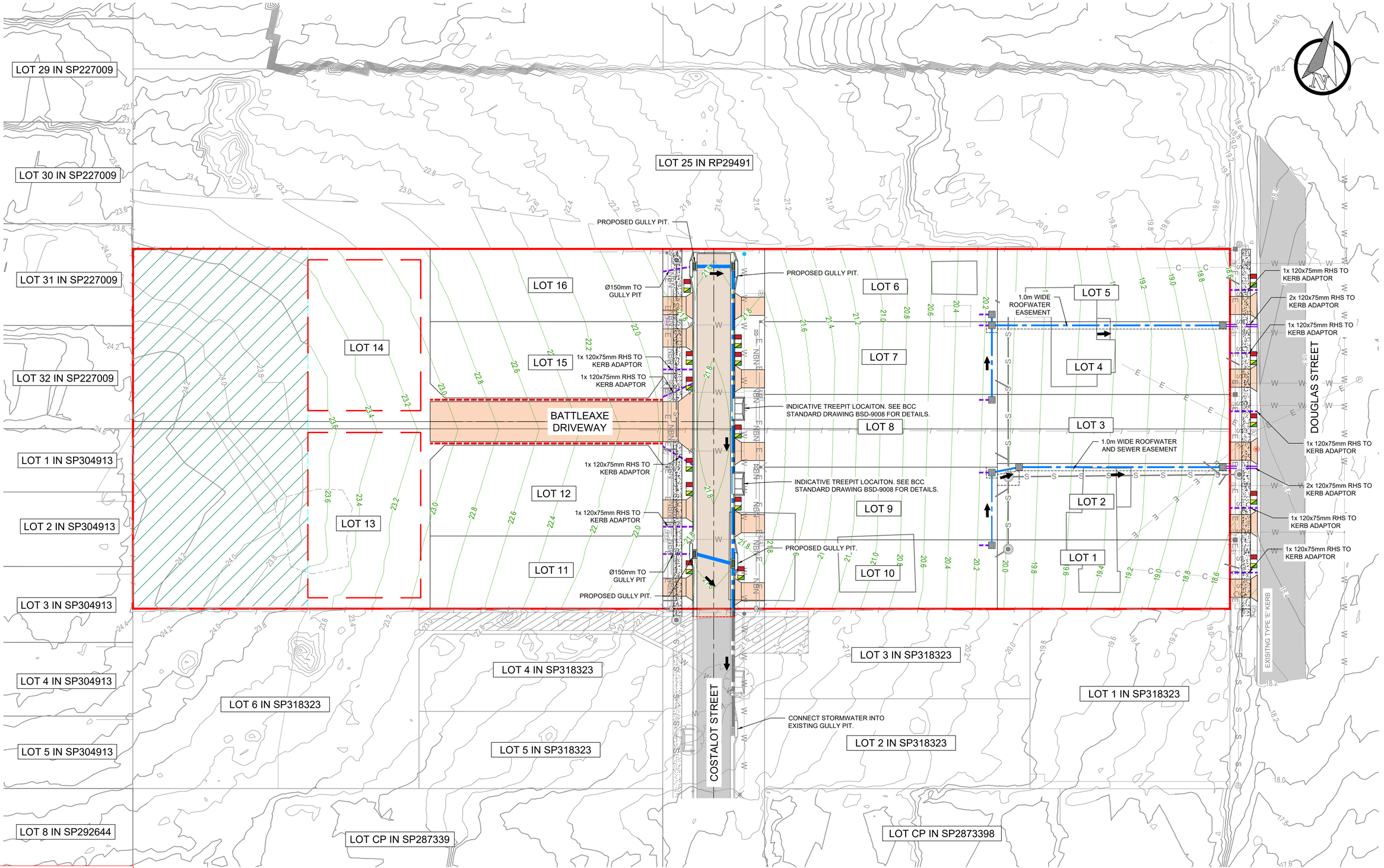

FOR DA APPROVAL

Rev	Description		Date
B	ADDED BEW DESIGN	K.P.	13/10/2026
A	FOR DA APPROVAL	K.P.	06/10/2026

© 2026 Urban Engineering Solutions Pty. Ltd.
This design and drawing remain the property of Urban Engineering Solutions Pty. Ltd. and is not to be reproduced either in whole or in part without the written permission of Urban Engineering Solutions Pty. Ltd.

DO NOT SCALE FROM DRAWING

Client: FOCAS INVESTMENTS PTY LTD & SJLAG PTY LTD

URBAN ENGINEERING SOLUTIONS
CIVIL ENGINEERING DESIGN AND DOCUMENTATION
SUBDIVISIONS — INDUSTRIAL — COMMERCIAL — TOURISM
PO Box 1003
Lutwyche QLD 4030
PH: 0488 998 776
E: dpayne@urbanengineering.com.au

Drawn	K.P.
Designed	K.P.
Passed	
Checked	

Project: 177-183 DOUGLAS STREET

Title: STORMWATER
STORMWATER LAYOUT PLAN

BCC DS
RECEIVED
21-10-2026
APPLICATION REF
A007135518

Drawing Number: C0574-DA-SWD-300

Print Scale: 1:250

Rev: B

C:\Users\kieranpayne\onedrive - jsedesign.com.au\company share - documents\KP JOBS\0027 - 177 douglas street\ oxley\engineering\2_drawings\da drawings

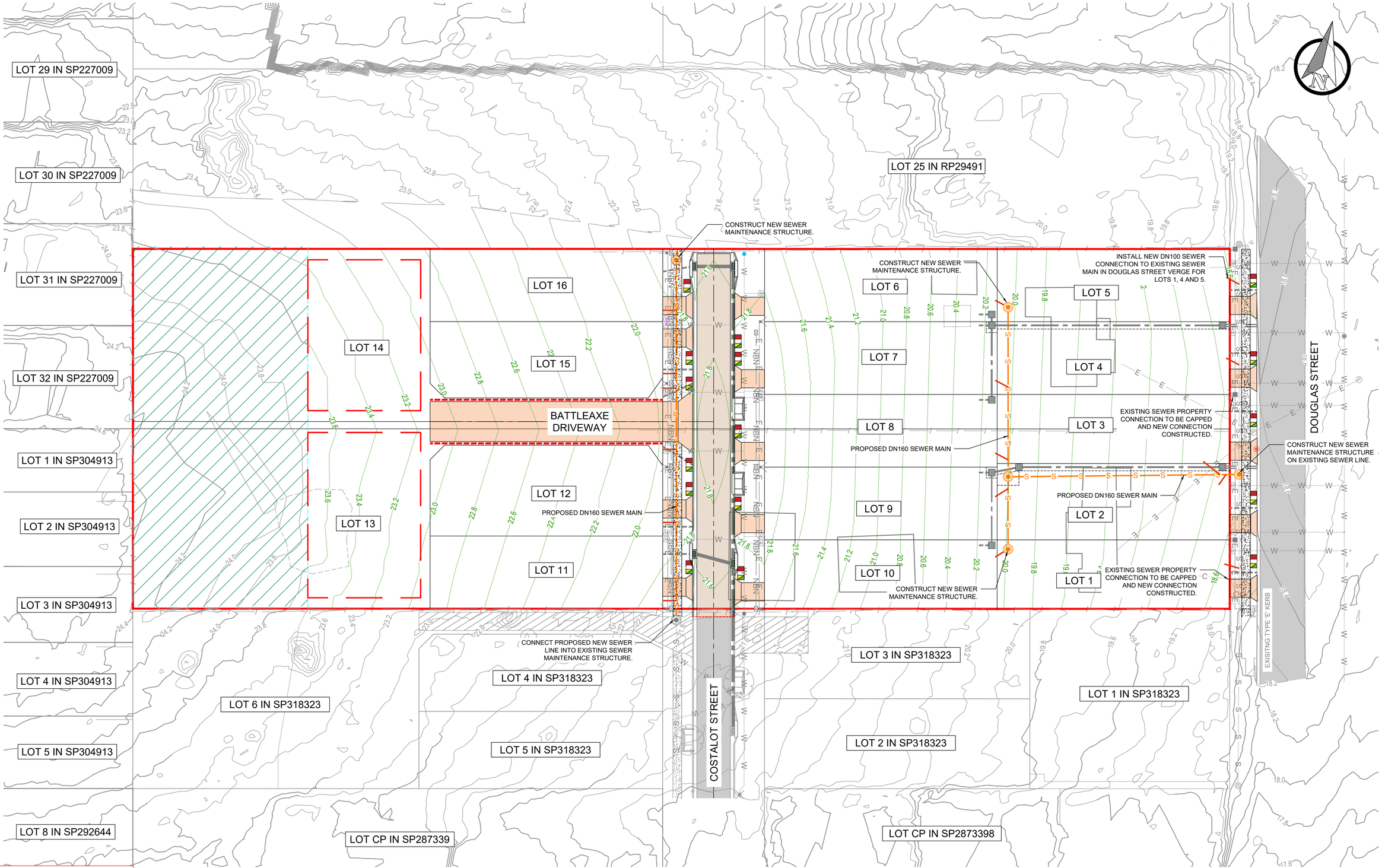

FOR DA APPROVAL

SCALE 1:250 @ A1
SCALE 1:500 @ A3

0 2.5 5 10 15 20 25 metres

Rev	Description		Date
B	ADDED BEW DESIGN	K.P.	13/10/2026
A	FOR DA APPROVAL	K.P.	06/10/2026

© 2026 Urban Engineering Solutions Pty. Ltd.
This design and drawing remain the property of Urban Engineering Solutions Pty. Ltd. and is not to be reproduced either in whole or in part without the written permission of Urban Engineering Solutions Pty. Ltd.

DO NOT SCALE FROM DRAWING

Client
FOCAS INVESTMENTS PTY LTD & SJLAG PTY LTD

URBAN ENGINEERING SOLUTIONS
CIVIL ENGINEERING DESIGN AND DOCUMENTATION
SUBDIVISIONS — INDUSTRIAL — COMMERCIAL — TOURISM
PO Box 1003
Lutwyche QLD 4030
PH: 0488 998 776
E: dpayne@urbanengineering.com.au

Drawn	K.P.
Designed	K.P.
Passed	
Checked	

Project
177-183 DOUGLAS STREET

Title
SEWER
SEWER LAYOUT PLAN

BCC DS
RECEIVED
21-10-2026
APPLICATION REF
A007135518

Drawing Number
C0574-DA-SEW-400

Print Scale
1:250

Rev
B

C:\Users\kieranpayne\onedrive - jsedesign.com.au\company share - documents\KP JOBS\0027 - 177 douglas street\ oxley\engineering\2_drawings\da drawings

LOT 29 IN SP227009

LOT 30 IN SP227009

LOT 31 IN SP227009

LOT 32 IN SP227009

LOT 1 IN SP304913

LOT 2 IN SP304913

LOT 3 IN SP304913

LOT 4 IN SP304913

LOT 5 IN SP304913

LOT 8 IN SP292644

LOT 25 IN RP29491

LOT 14

LOT 16

LOT 15

LOT 13

LOT 12

LOT 11

LOT 6

LOT 7

LOT 8

LOT 9

LOT 10

LOT 5

LOT 4

LOT 3

LOT 2

LOT 1

LOT 4 IN SP318323

LOT 6 IN SP318323

LOT 5 IN SP318323

LOT 3 IN SP318323

LOT 1 IN SP318323

LOT 2 IN SP318323

LOT CP IN SP287339

LOT CP IN SP2873398

BATTLEAXE DRIVEWAY

LOT 14 SERVICES TRENCH

LOT 13 SERVICES TRENCH

INSTALL NEW WATER CONNECTION AND METER.

INSTALL DN180 PE100 SDR11 WATER MAIN.

INSTALL NEW WATER CONNECTION AND METER.

EXISTING WATER CONNECTION TO BE CAPPED.

INSTALL NEW WATER CONNECTION AND METER. MIN 1m FROM ELECTRICAL PILAR.

EXISTING WATER CONNECTION TO BE CAPPED.

INSTALL NEW WATER CONNECTION AND METER. MIN 1m FROM ELECTRICAL PILAR.

EXISTING SEWER TO BE MAINTAINED FOR REUSE BY LOT 1.

DOUGLAS STREET

COSTALOT STREET

BCC DS
RECEIVED
21-10-2026
APPLICATION REF
A007135518

FOR DA APPROVAL

SCALE 1:250 @ A1
SCALE 1:500 @ A3

0 2.5 5 10 15 20 25 metres

Rev	Description		Date
B	ADDED BEW DESIGN	K.P.	13/10/2026
A	FOR DA APPROVAL	K.P.	06/10/2026

© 2026 Urban Engineering Solutions Pty. Ltd.
This design and drawing remain the property of Urban Engineering Solutions Pty. Ltd. and is not to be reproduced either in whole or in part without the written permission of Urban Engineering Solutions Pty. Ltd.

DO NOT SCALE FROM DRAWING

Client
FOCAS INVESTMENTS PTY LTD & SJLAG PTY LTD

URBAN ENGINEERING SOLUTIONS
CIVIL ENGINEERING DESIGN AND DOCUMENTATION
SUBDIVISIONS — INDUSTRIAL — COMMERCIAL — TOURISM
PO Box 1003
Lutwyche QLD 4030
PH: 0488 998 776
E: dpayne@urbanengineering.com.au

Drawn	K.P.
Designed	K.P.
Passed	
Checked	

Project
177-183 DOUGLAS STREET

Title
RETICULATED WATER
RETICULATED WATERMAIN LAYTOUT PLAN

Drawing Number
C0574-DA-RWM-500

Print Scale
1:250

Rev
B

C:\Users\kieranpayne\onedrive - jsedesign.com.au\company share - documents\KP JOBS\0027 - 177 douglas street\ oxley\engineering\2_drawings\da drawings